

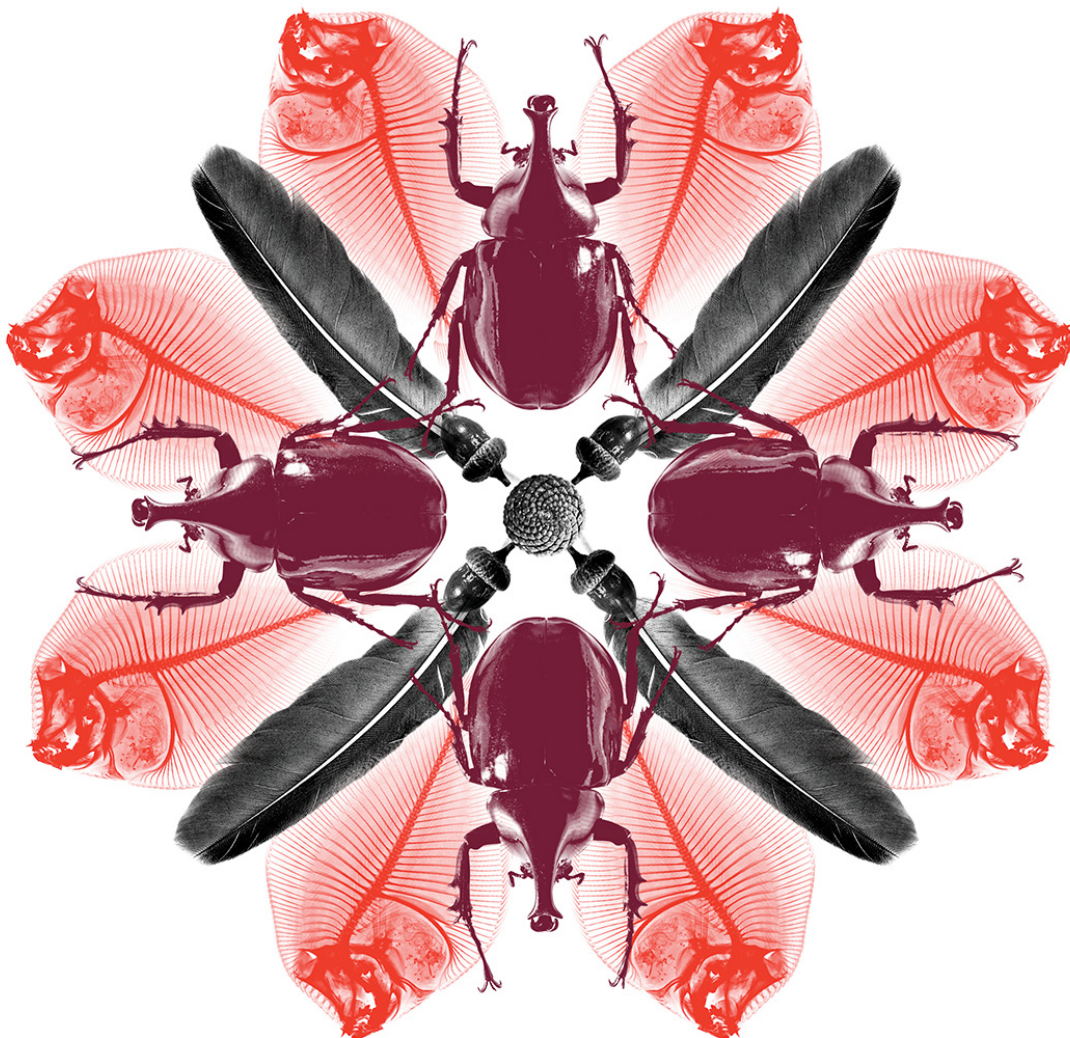


**Australian Government**  
**Department of Agriculture**

# Provisional final import risk analysis report for fresh salacca fruit from Indonesia

---

October 2014



© Commonwealth of Australia

### **Ownership of intellectual property rights**

Unless otherwise noted, copyright (and any other intellectual property rights, if any) in this publication is owned by the Commonwealth of Australia (referred to as the Commonwealth).

### **Creative Commons licence**

All material in this publication is licensed under a Creative Commons Attribution 3.0 Australia Licence, save for content supplied by third parties, photographic images, logos, and the Commonwealth Coat of Arms.



Creative Commons Attribution 3.0 Australia Licence is a standard form licence agreement that allows you to copy, distribute, transmit and adapt this publication provided that you attribute the work. A summary of the licence terms is available from [creativecommons.org/licenses/by/3.0/au/deed.en](https://creativecommons.org/licenses/by/3.0/au/deed.en). The full licence terms are available from [creativecommons.org/licenses/by/3.0/au/legalcode](https://creativecommons.org/licenses/by/3.0/au/legalcode).

Inquiries about the licence and any use of this document should be sent to [copyright@agriculture.gov.au](mailto:copyright@agriculture.gov.au).

This publication (and any material sourced from it) should be attributed as: Australian Department of Agriculture (2014) *Provisional final import risk analysis report for fresh salacca fruit from Indonesia*. CC BY 3.0.

### **Cataloguing data**

Australian Department of Agriculture (2014) *Provisional final import risk analysis report for fresh salacca fruit from Indonesia*, Department of Agriculture, Canberra.

This publication is available at [agriculture.gov.au](http://agriculture.gov.au)

Australian Department of Agriculture  
Postal address GPO Box 858 Canberra ACT 2601  
Switchboard +61 2 6272 2000  
Facsimile +61 2 6272 2001

The Australian Government acting through the Department of Agriculture has exercised due care and skill in preparing and compiling the information and data in this publication. Notwithstanding, the Department of Agriculture, its employees and advisers disclaim all liability, including liability for negligence and for any loss, damage, injury, expense or cost incurred by any person as a result of accessing, using or relying upon any of the information or data in this publication to the maximum extent permitted by law.

## Contents

---

<b>Acronyms and abbreviations .....</b>	<b>vii</b>
<b>Summary .....</b>	<b>1</b>
<b>Description of salacca .....</b>	<b>3</b>
<b>1 Introduction .....</b>	<b>5</b>
1.1 Australia’s biosecurity policy framework .....	5
1.2 This import risk analysis .....	5
<b>2 Method for pest risk analysis .....</b>	<b>8</b>
2.1 Stage 1 Initiation.....	8
2.2 Stage 2 Pest risk assessment.....	9
2.3 Stage 3 Pest risk management .....	17
<b>3 Indonesia’s commercial production practices for salacca .....</b>	<b>18</b>
3.1 Assumptions used in estimating unrestricted risk .....	19
3.2 Climate in production areas.....	19
3.3 Pre-harvest .....	21
3.4 Harvesting and handling procedures .....	27
3.5 Post-harvest .....	27
3.6 Export capability.....	33
<b>4 Pest risk assessments for quarantine pests .....</b>	<b>35</b>
4.1 Mealybugs .....	36
4.2 Oil palm bunch rot.....	43
4.3 Pest risk assessment conclusions.....	50
<b>5 Pest risk management.....</b>	<b>52</b>
5.1 Pest risk management measures and phytosanitary procedures.....	52
5.2 Operational system for the maintenance and verification of phytosanitary status .....	53
5.3 Uncategorised pests .....	56
5.4 Review of policy.....	56
5.5 Meeting Australia’s food standards.....	56
<b>6 Conclusion .....</b>	<b>58</b>

<b>Appendix A</b>	<b>Initiation and categorisation for pests of fresh salacca fruit from Indonesia .....</b>	<b>58</b>
<b>Appendix B</b>	<b>Additional quarantine pest data.....</b>	<b>75</b>
<b>Appendix C</b>	<b>Issues raised in stakeholder comments .....</b>	<b>76</b>
<b>Appendix D</b>	<b>Biosecurity framework .....</b>	<b>79</b>
<b>Glossary</b>	<b>.....</b>	<b>84</b>
<b>References</b>	<b>.....</b>	<b>88</b>

## Tables

---

Table 2.1	Nomenclature for qualitative likelihoods.....	12
Table 2.2	Matrix of rules for combining qualitative likelihoods .....	13
Table 2.3	Decision rules for determining the consequence impact score based on the magnitude of consequences at four geographic scales.....	15
Table 2.4	Decision rules for determining the overall consequence rating for each pest.....	15
Table 2.5	Risk estimation matrix .....	17
Table 3.1	Harvest periods for Indonesia’s main salacca production areas.....	27
Table 3.2	Volume (t) of Indonesian salacca fruit exports from 2010-2013 (to March).....	33
Table 4.1	Quarantine pests for salacca fruit from Indonesia.....	35
Table 4.2	Summary of unrestricted risk estimates for quarantine pests associated with fresh salacca fruit from Indonesia .....	51

## Figures

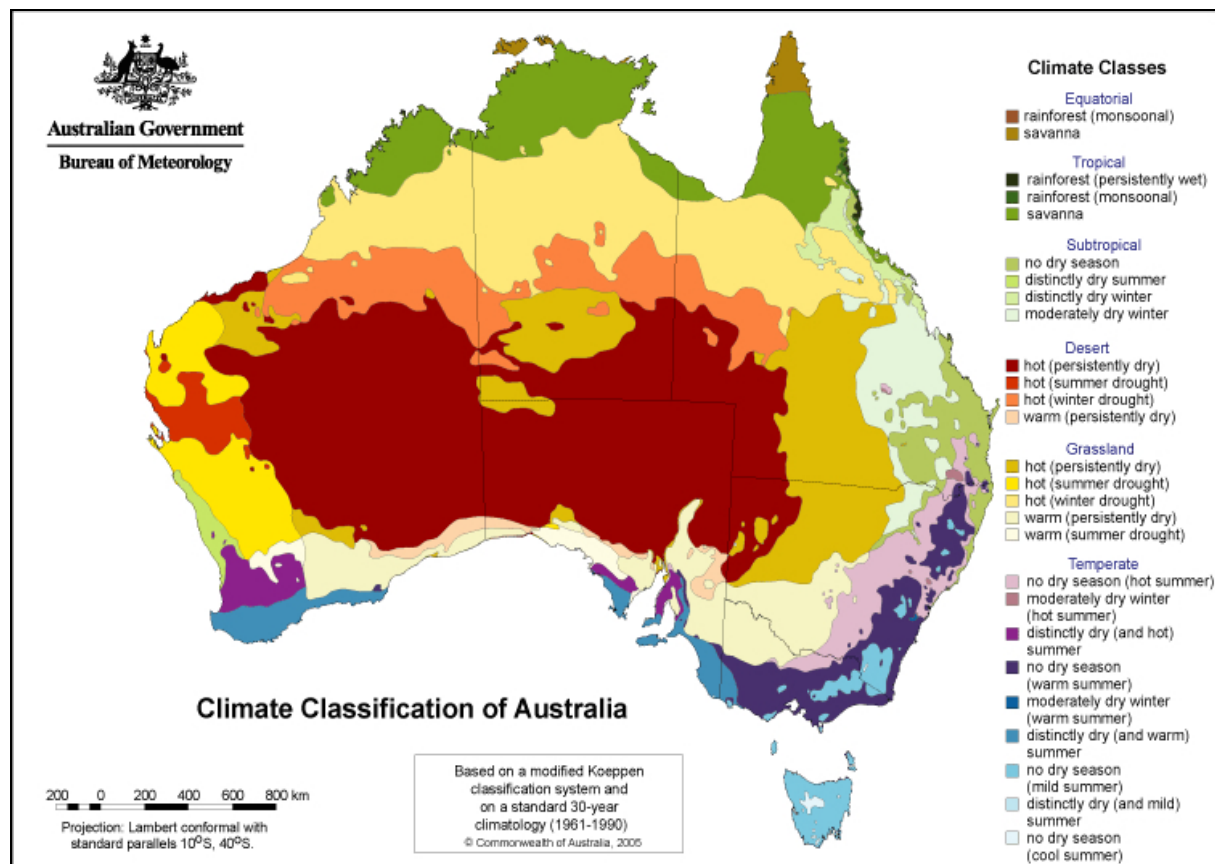
---

Figure 1	Map of Australia .....	vi
Figure 2	A guide to Australia’s bio-climatic zones .....	vi
Figure 3	Morphological components of a salacca plant.....	3
Figure 4	Morphological components of a salacca fruit .....	4
Figure 5	Male (left) and female (right) salacca flowers .....	4
Figure 6	Main commercial salacca production areas in Indonesia.....	20
Figure 7	Average minimum and maximum monthly temperature (°C) and rainfall (mm) for the main salacca production area, Yogyakarta .....	21
Figure 8	Salacca cultivars grown in the main commercial production areas of Indonesia.....	22
Figure 9	Planting pattern for salacca. Spacing planting (left) and cluster planting (right).....	23
Figure 10	Burial pits for pruned material, fruit and plant debris.....	24
Figure 11	Fertilisation applied to base of plant (left) and flood (furrow) irrigation (right) .....	25
Figure 12	Female flower (left) and male flower (right) .....	26
Figure 13	Hand pollination by tapping male flower above female flower (left) and flower covered after pollination to protect from the weather (right) .....	26
Figure 14	Fruit initially sorted at the collection house into plastic crates (left) and placed in closed truck (right) for transport to packing house .....	28
Figure 15	Fruit mechanically cleaned by passing over a conveyor belt fitted with brushes .....	29
Figure 16	Sorting and grading of cleaned fruit before packing for export.....	29
Figure 17	Weighing and sealing of packed salacca fruit.....	30
Figure 18	Inspection of fruit by IAQA officers.....	31
Figure 19	Summary of orchard and post-harvest steps for salacca fruit grown in Indonesia for export.....	32

Figure 1 Map of Australia



Figure 2 A guide to Australia's bio-climatic zones



## Acronyms and abbreviations

Term or abbreviation	Definition
ACT	Australian Capital Territory
ALOP	Appropriate level of protection
BA	Biosecurity Advice
CABI	CAB International, Wallingford, UK
CSIRO	Commonwealth Scientific and Industrial Research Organisation
DAFF	Acronym of the former Australian Government Department of Agriculture, Fisheries and Forestry, which is now Australian Department of Agriculture
EP	Existing policy
EPPO	European and Mediterranean Plant Protection Organisation
FAO	Food and Agriculture Organization of the United Nations
GAP	Good Agricultural Practice
GHP	Good Handling Practice
IAQA	Indonesian Agricultural Quarantine Agency
IPC	International Phytosanitary Certificate
IPM	Integrated Pest Management
IPPC	International Plant Protection Convention
IRA	Import Risk Analysis
IRAAP	Import Risk Analysis Appeals Panel
ISPM	International Standard for Phytosanitary Measures
NSW	New South Wales
NPPO	National Plant Protection Organization
NT	Northern Territory
OIE	World Organisation for animal health (Office International des Epizooties)
PRA	Pest risk analysis
Qld	Queensland
SA	South Australia
SOP	Standard Operating Procedure
SPS	Sanitary and Phytosanitary
Tas.	Tasmania
Vic.	Victoria
WA	Western Australia
WTO	World Trade Organization

## Summary

---

The Australian Government Department of Agriculture has prepared this provisional final import risk analysis report to assess a proposal from Indonesia for market access to Australia for fresh salacca fruit.

This report identifies four pests of potential quarantine concern to Australia associated with the trade of fresh salacca fruit from Indonesia. These are mealybugs from three genera (*Dysmicoccus* sp., *Planococcus* sp., *Pseudococcus* sp.) and one fungus (*Marasmius palmivorus*).

Assessments of the risks associated with these quarantine pests were conducted. The unrestricted risk for all four quarantine pests does not exceed Australia's appropriate level of protection (ALOP).

This report recommends that Indonesia's existing commercial production practices for the production of fresh salacca fruit for export, combined with a system of operational procedures to ensure quarantine standards are met, will provide an appropriate level of protection to address any risks of quarantine pests entering Australia. In particular:

- Salacca fruit is to be produced for export to Australia in accordance with Indonesia's national standard for farm certification of Good Agricultural Practices (GAP) with specific Standard Operating Procedures (SOP) for the production, pest management, harvesting, packing, inspection and certification of fresh salacca fruit.
- Salacca fruit for export to Australia must originate from orchards and packing houses registered with and audited by the national/provincial competent authority. The registered lists are to be maintained by the Indonesian Agricultural Quarantine Agency (referred to as IAQA).
- Salacca fruit packed for export to Australia must be undamaged, clean and free from any pests, soil, and other plant materials.
- Supporting operational systems will verify the phytosanitary status of exported salacca fruit. This includes the provision of phytosanitary certificates by IAQA.

A draft report was released on 6 February 2014, for a 60-day consultation period, to allow interested parties the opportunity to provide written submissions. The Australian Department of Agriculture received three submissions and has considered all stakeholder comments. A summary of the issues raised in stakeholder submissions is presented in Appendix C.

A number of changes have been made to the risk analysis report following consideration of stakeholder comments and subsequent review of literature. These changes include:

- additional information included in the mealybug pest risk assessment to address the issue of risk associated with unidentified species
- additional information included under section 5.2.8, to provide clarity around the remedial action required in the event of a pest interception
- clarification of the statutory authority responsible for conducting audits and registering orchards and packing houses



- re-assessment of the phrase ‘extended period of time’ used to describe the cleaning processes. The description of the cleaning practices has been revised accordingly
- additional information included in section 5.3, to clarify the cleaning and grading process and the packaging and product security requirements
- removal of all reference to ‘snake fruit’
- minor corrections, rewording and editorial changes for consistency, clarity and web accessibility.

The provisional final import risk analysis report is open to appeal. Stakeholders who believe there was a significant deviation from the import risk analysis process set out in the *Import Risk Analysis Handbook 2011* that adversely affected their interests must lodge their appeals with the Import Risk Analysis Appeals Panel (IRAAP) within 30 days of this provisional final report being issued.

The appeals process is independent of the Australian Department of Agriculture. The IRAAP will consider any appeal and report its findings to the appellant(s) and Australia’s Director of Animal and Plant Quarantine within 45 days of the closing date for appeals. At the conclusion of the appeals process, and after any issues arising for the appeals process have been addressed, the Australian Department of Agriculture will provide a final report recommending a quarantine policy to the Director of Animal and Plant Quarantine.


## Description of salacca

---

*Salacca* (*Salacca zalacca* (Gaertner) Voss) is a species of palm (family Arecaceae). It is short-stemmed, growing in compact clumps formed by successive branching from a central point at ground level. Roots are borne from the trunk where it comes in contact with the soil (Figure 3). The plant is about six metres tall and can be productive for 50 years or more (Lestari 2005).


The leaves of *salacca* are pinnate and large, up to 10 metres long and 1.5 metres wide. Each leaf has a two metre long petiole and numerous leaflets measuring 20–70 centimetres long and 2–11 centimetres wide. The upper surface of the leaflets is dark green and shiny, while the lower surface is light green. Numerous long, strong, grey to blackish spine clusters are distributed along the petiole at intervals of 3–5 centimetres (Paull 2008; Supapvanich *et al.* 2011) (Figure 3).

**Figure 3** Morphological components of a *salacca* plant




Fruit grows in bunches of 15–40 fruits at the base of the palm (Figure 3). They are oval in shape, measuring 5–7 centimetres by five centimetres in size, rounded at the top and tapering to a point at the base. The skin is comprised of regularly arranged scales that end in a small, fragile spine or prickle, giving it the appearance of a snake or reptile skin. The scales develop from the epicarp (skin) and are thin and strong. The flesh is cream colour and usually consists of three segments, with 1–2 large dark brown inedible seeds (Figure 4).

**Figure 4** Morphological components of a salacca fruit



The salacca palm is dioecious, that is, the male and female flowers are produced on separate individual plants. This means a male plant must be planted near fruit-bearing female plants for pollination to occur. The male inflorescences are closely packed in finger-like spadices (spikes with a fleshy or thickened stem enclosed in a spathe), 50–100 millimetres long, occurring in bunches of 4–12 spadices. The female inflorescences are shorter, 20–30 millimetres long and are composed of 1–3 spadices (Lestari 2005; Paull 2008; Supapvanich *et al.* 2011) (Figure 5).

**Figure 5** Male (left) and female (right) salacca flowers



# 1 Introduction

---

## 1.1 Australia's biosecurity policy framework

Australia's biosecurity policies aim to protect Australia against the risks that may arise from exotic pests entering, establishing and spreading in Australia, thereby threatening Australia's unique flora and fauna, as well as those agricultural industries that are relatively free from serious pests.

The risk analysis process is an important part of Australia's biosecurity policies. It enables the Australian Government to formally consider the risks that could be associated with proposals to import new products into Australia. If the risks are found to exceed Australia's appropriate level of protection (ALOP), risk management measures are proposed to reduce the risks to an acceptable level. But, if it is not possible to reduce the risks to an acceptable level, then no trade will be allowed.

Successive Australian Governments have maintained a conservative, but not a zero-risk, approach to the management of biosecurity risks. This approach is expressed in terms of Australia's ALOP, which reflects community expectations through government policy and is described as providing a high level of protection aimed at reducing risk to a very low level, but not to zero.

Australia's risk analyses are undertaken by the Australian Department of Agriculture using technical and scientific experts in relevant fields, and involve consultation with stakeholders at various stages during the process.

The Australian Department of Agriculture's assessment may take the form of an import risk analysis (IRA), a non-regulated analysis of existing policy, or technical advice.

Further information about Australia's biosecurity framework is provided in Appendix D of this report and in the *Import Risk Analysis Handbook 2011* located on the Australian Department of Agriculture website at [agriculture.gov.au](http://agriculture.gov.au).

## 1.2 This import risk analysis

### 1.2.1 Background

The Indonesian Agricultural Quarantine Agency (IAQA) formally requested market access to Australia for fresh salacca in a submission received on 21 March 2011 (IAQA 2011). IAQA submitted an updated market access request on 8 August 2012 (IAQA 2012a). The submissions included information on the pests associated with salacca crops in Indonesia, including the plant part affected, and the standard commercial production practices for fresh salacca in Indonesia.

On 21 December 2012, the Australian Department of Agriculture formally announced the commencement of this risk analysis, advising that it would be progressed as a standard import risk analysis, using the process described in the *Import Risk Analysis Handbook 2011*.

### 1.2.2 Scope

The scope of this risk analysis is to consider the quarantine risks that may be associated with the importation of commercially produced fresh salacca fruit (*Salacca zalacca* (Gaertner) Voss) from Indonesia, for human consumption in Australia.

In this risk analysis, fresh salacca fruit is defined as individual, oval shaped fruit that tapers towards the base and is rounded at the top. The fruit skin is covered with regularly arranged scales that encase the sarcotesta (flesh) and seeds (Figure 4).

This risk analysis covers all commercially produced fresh salacca fruit of all varieties/cultivars and the provinces/regions of Indonesia in which they are grown for export.

### 1.2.3 Existing policy

#### International policy

Australia does not import fresh salacca fruit from any country. There is no import policy for fresh salacca fruit. An assessment of the pests associated with this commodity has not been conducted and there are no established risk management measures for fresh salacca fruit.

#### Domestic arrangements

The Commonwealth Government is responsible for regulating the movement of plants and plant products into and out of Australia. However, the state and territory governments are responsible for plant health controls within their individual jurisdiction. Legislation relating to resource management or plant health may be used by state and territory government agencies to control interstate movement of plants and their products. Once plants and plant products have been cleared by Australian biosecurity officers, they may be subject to interstate movement conditions. It is the importer's responsibility to identify, and ensure compliance with all requirements.

### 1.2.4 Contaminating pests

In addition to the pests associated with fresh salacca fruit from Indonesia that are assessed in this risk analysis, there are other organisms that may arrive with the imported commodity. These organisms could include pests of other crops or predators and parasitoids of other arthropods. The Australian Department of Agriculture considers these organisms to be contaminating pests that could pose sanitary and phytosanitary risks. These risks are addressed by existing operational procedures that require a 600 unit inspection, or equivalent, of all consignments, and investigation of any pest that may be of quarantine concern to Australia.

### 1.2.5 Consultation

The Australian Department of Agriculture contacted the Australian tropical fruit industry through its representative body, Tropical & Exotic Fruit Australia, for an initial consultation on the request by Indonesia to export fresh salacca fruit to Australia.

On 21 December 2012, the Australian Department of Agriculture notified stakeholders in Biosecurity Advice (BA) 2012/28 of the formal commencement of a standard import risk analysis under the regulated process to consider a proposal from Indonesia for market access to Australia for fresh salacca fruit.

The Australian Department of Agriculture provided a draft pest categorisation on 2 July 2013 to Indonesia and relevant state and territory agriculture departments for their advance consideration, prior to the release of the draft report.

Some state and territory departments commented (South Australia, Victoria and Western Australia) with Western Australia making the most substantive submission. On 16 August 2013, a teleconference was held with Western Australia to discuss its concerns. All stakeholder comments were considered and where appropriate, incorporated into the draft IRA report.

The draft IRA report was released on 6 February 2014 (BA 2014/02) for comment and consultation with stakeholders, for a period of 60 days that concluded on 6 April 2014. Written submissions were received from three stakeholders and were all placed on the public file and the Australian Department of Agriculture website. All stakeholder comments were carefully considered and, where relevant, minor changes made to the provisional final IRA report to address the comments and to include all applicable information.

### **1.2.6 Next Steps**

The regulated timeframe for an IRA ends when a provisional final IRA report is issued.

Stakeholders who believe there was a significant deviation from the IRA process set out in the *Import Risk Analysis Handbook 2011* that adversely affected their interests may appeal to the Import Risk Analysis Appeals Panel (IRAAP). Appeals must be lodged within 30 days of the publication of the provisional final IRA report.

The appeals process is independent of the Australian Department of Agriculture. It is a non-judicial review that is not part of the regulated process.

Further details of the appeal process may be found in Annex 6 of the IRA Handbook.

At the conclusion of any appeal process and after any issues arising from it have been addressed, the Chief Executive of Biosecurity Australia will provide the final IRA report and a recommendation to the Director of Animal and Plant Quarantine.

## 2 Method for pest risk analysis

---

This chapter sets out the method used for the pest risk analysis (PRA) in this report. The Australian Department of Agriculture has conducted this PRA in accordance with the International Standards for Phytosanitary Measures (ISPMs), including ISPM 2: *Framework for pest risk analysis* (FAO 2007) and ISPM 11: *Pest risk analysis for quarantine pests* (FAO 2013) that have been developed under the SPS Agreement (WTO 1995).

A PRA is ‘the process of evaluating biological or other scientific and economic evidence to determine whether an organism is a pest, whether it should be regulated, and the strength of any phytosanitary measures to be taken against it’ (FAO 2012). A pest is ‘any species, strain or biotype of plant, animal, or pathogenic agent injurious to plants or plant products’ (FAO 2012).

Quarantine risk consists of two major components: the probability of a pest entering, establishing and spreading in Australia from imports; and the consequences should this happen. These two components are combined to give an overall estimate of the risk.

Unrestricted risk is estimated taking into account the existing commercial production practices of the exporting country and that, on arrival in Australia, the Australian Department of Agriculture will verify that the consignment received is as described on the commercial documents and its integrity has been maintained.

Restricted risk is estimated with phytosanitary measure(s) applied. A phytosanitary measure is ‘any legislation, regulation or official procedure having the purpose to prevent the introduction and/or spread of quarantine pests, or to limit the economic impact of regulated non-quarantine pests’ (FAO 2012).

A glossary of the terms used is provided at the back of this report.

The PRAs are conducted in the following three consecutive stages: initiation, pest risk assessment and pest risk management.

### 2.1 Stage 1 Initiation

Initiation identifies the pest(s) and pathway(s) that are of quarantine concern and should be considered for risk analysis in relation to the identified PRA area.

The initiation point for this risk analysis was the receipt of a technical submission from IAQA for access to the Australian market for fresh salacca fruit.

Appendix A of this risk analysis report lists the pests with the potential to be associated with the exported commodity produced using commercial production and packing procedures. Appendix A does not present a comprehensive list of all the pests associated with the entire plant, but concentrates on the pests that could be on the assessed commodity. Contaminating pests that have no specific relation to the commodity or the export pathway have not been listed and would be addressed by Australia’s current approach to contaminating pests.

The identity of the pests is given in Appendix A. The species name is used in most instances but other taxonomic level is used where appropriate. Synonyms are provided where the current scientific name differs from that provided by the Indonesian Agricultural Quarantine Agency or where the cited literature used a different scientific name.

For this risk analysis, the 'PRA area' is defined as Australia for pests that are absent, or of limited distribution and under official control. For areas with regional freedom from a pest, the 'PRA area' may be defined on the basis of a state or territory of Australia or may be defined as a region of Australia consisting of parts of a state or territory or several states or territories.

For pests that had been considered by the Australian Department of Agriculture in other risk assessments and for which import policies already exist, a judgement based on the specific circumstances was made on the likelihood of entry of pests on the commodity and whether existing policy is adequate to manage the risks associated with its import. Where appropriate, the previous risk assessment was taken into consideration when developing the new policy.

## **2.2 Stage 2 Pest risk assessment**

A pest risk assessment (for quarantine pests) is the 'evaluation of the probability of the introduction and spread of a pest and of the magnitude of the associated potential economic consequences' (FAO 2012).

In this risk analysis, pest risk assessment was divided into the following interrelated processes:

### **2.2.1 Pest categorisation**

Pest categorisation identifies which of the pests with the potential to be on the commodity are quarantine pests for Australia and require pest risk assessment. A 'quarantine pest' is a pest of potential economic importance to the area endangered thereby and not yet present there, or present but not widely distributed and being officially controlled, as defined in ISPM 5: *Glossary of phytosanitary terms* (FAO 2012).

The pests identified in Stage 1 were categorised using the following primary elements to identify the quarantine pests for the commodity being assessed:

- identity of the pest
- presence or absence in the PRA area
- regulatory status
- potential for establishment and spread in the PRA area
- potential for economic consequences (including environmental consequences) in the PRA area.

Initiation and categorisation steps are presented in Appendix A. The quarantine pests identified are carried forward for pest risk assessment and are listed in Table 4.1.



## 2.2.2 Assessment of the probability of entry, establishment and spread

Details of how to assess the ‘probability of entry’, ‘probability of establishment’ and ‘probability of spread’ of a pest are given in ISPM 11 (FAO 2013). A summary of this process is given below, followed by a description of the qualitative methodology used in this risk analysis.

### Probability of entry

The probability of entry describes the probability that a quarantine pest will enter Australia as a result of trade in a given commodity, be distributed in a viable state in the PRA area and subsequently be transferred to a host. It is based on pathway scenarios depicting necessary steps in the sourcing of the commodity for export, its processing, transport and storage, its use in Australia and the generation and disposal of waste. In particular, the ability of the pest to survive is considered for each of these various stages.

The probability of entry estimates, for the quarantine pests for a commodity, are based on the use of the existing commercial production, packaging and shipping practices of the exporting country. Details of the existing commercial production practices for the commodity are set out in Chapter 3. These practices are taken into consideration by the Australian Department of Agriculture when estimating the probability of entry.

For the purpose of considering the probability of entry, the Australian Department of Agriculture divides this step into two components:

- **Probability of importation**—the probability that a pest will arrive in Australia when a given commodity is imported.
- **Probability of distribution**—the probability that the pest will be distributed, as a result of the processing, sale or disposal of the commodity, in the PRA area and subsequently transfer to a susceptible part of a host.

Factors considered in the probability of importation include:

- distribution and incidence of the pest in the source area
- occurrence of the pest in a life-stage that would be associated with the commodity
- mode of trade (for example bulk, packed)
- volume and frequency of movement of the commodity along each pathway
- seasonal timing of imports
- pest management, cultural and commercial procedures applied at the place of origin
- speed of transport and conditions of storage compared with the duration of the lifecycle of the pest
- vulnerability of the life-stages of the pest during transport or storage
- incidence of the pest likely to be associated with a consignment
- commercial procedures (for example refrigeration) applied to consignments during transport and storage in the country of origin, and during transport to Australia.

Factors considered in the probability of distribution include:

- commercial procedures (for example refrigeration) applied to consignments during distribution in Australia
- dispersal mechanisms of the pest, including vectors, to allow movement from the pathway to a host
- whether the imported commodity is to be sent to a few or many destination points in the PRA area
- proximity of entry, transit and destination points to hosts
- time of year at which import takes place
- intended use of the commodity (for example for planting, processing or consumption)
- risks from by-products and waste.

### **Probability of establishment**

Establishment is defined as the 'perpetuation for the foreseeable future, of a pest within an area after entry' (FAO 2012). In order to estimate the probability of establishment of a pest, reliable biological information (lifecycle, host range, epidemiology, survival, etc.) is obtained from the areas where the pest currently occurs. The situation in the PRA area can then be compared with that in the areas where it currently occurs and expert judgement used to assess the probability of establishment.

Factors considered in the probability of establishment in the PRA area include:

- availability of hosts, alternative hosts and vectors
- suitability of the environment
- reproductive strategy and potential for adaptation
- minimum population needed for establishment
- cultural practices and control measures.

### **Probability of spread**

Spread is defined as 'the expansion of the geographical distribution of a pest within an area' (FAO 2012). The probability of spread considers the factors relevant to the movement of the pest, after establishment on a host plant or plants, to other susceptible host plants of the same or different species in other areas. In order to estimate the probability of spread of the pest, reliable biological information is obtained from areas where the pest currently occurs. The situation in the PRA area is then carefully compared with that in the areas where the pest currently occurs and expert judgement used to assess the probability of spread.

Factors considered in the probability of spread include:

- suitability of the natural and/or managed environment for natural spread of the pest
- presence of natural barriers
- potential for movement with commodities, conveyances or by vectors
- intended use of the commodity
- potential vectors of the pest in the PRA area

- potential natural enemies of the pest in the PRA area.

### *Assigning qualitative likelihoods for the probability of entry, establishment and spread*

In its qualitative PRAs, the Australian Department of Agriculture uses the term ‘likelihood’ for the descriptors it uses for its estimates of probability of entry, establishment and spread. Qualitative likelihoods are assigned to each step of entry, establishment and spread. Six descriptors are used: high; moderate; low; very low; extremely low; and negligible (Table 2.1). Descriptive definitions for these descriptors and their indicative probability ranges are given in Table 2.1. The indicative probability ranges are only provided to illustrate the boundaries of the descriptors and are not used beyond this purpose in qualitative PRAs. These indicative probability ranges provide guidance to the risk analyst and promote consistency between different pest risk assessments.

**Table 2.1 Nomenclature for qualitative likelihoods**

Likelihood	Descriptive definition	Indicative probability (P) range
<b>High</b>	The event would be very likely to occur	$0.7 < P \leq 1$
<b>Moderate</b>	The event would occur with an even probability	$0.3 < P \leq 0.7$
<b>Low</b>	The event would be unlikely to occur	$0.05 < P \leq 0.3$
<b>Very low</b>	The event would be very unlikely to occur	$0.001 < P \leq 0.05$
<b>Extremely low</b>	The event would be extremely unlikely to occur	$0.000001 < P \leq 0.001$
<b>Negligible</b>	The event would almost certainly not occur	$0 < P \leq 0.000001$

The likelihood of entry is determined by combining the likelihood that the pest will be imported into the PRA area and the likelihood that the pest will be distributed within the PRA area, using a matrix of rules (Table 2.2). This matrix is then used to combine the likelihood of entry and the likelihood of establishment, and the likelihood of entry and establishment is then combined with the likelihood of spread to determine the overall likelihood of entry, establishment and spread.

For example, if the probability of importation is assigned a likelihood of ‘low’ and the probability of distribution is assigned a likelihood of ‘moderate’, then they are combined to give a likelihood of ‘low’ for the probability of entry. The likelihood for the probability of entry is then combined with the likelihood assigned to the probability of establishment (for example ‘high’) to give likelihood for the probability of entry and establishment of ‘low’. The likelihood for the probability of entry and establishment is then combined with the likelihood assigned to the probability of spread (for example ‘very low’) to give the overall likelihood for the probability of entry, establishment and spread of ‘very low’. A working example is provided below;

$$\begin{array}{ll}
 P [\text{importation}] \times P [\text{distribution}] = P [\text{entry}] & \text{low} \times \text{moderate} = \text{low} \\
 P [\text{entry}] \times P [\text{establishment}] = P [\text{EE}] & \text{low} \times \text{high} = \text{low} \\
 P [\text{EE}] \times P [\text{spread}] = P [\text{EES}] & \text{low} \times \text{very low} = \text{very low}
 \end{array}$$

**Table 2.2** Matrix of rules for combining qualitative likelihoods

	High	Moderate	Low	Very low	Extremely low	Negligible
High	High	Moderate	Low	Very low	Extremely low	Negligible
Moderate		Low	Low	Very low	Extremely low	Negligible
Low			Very low	Very low	Extremely low	Negligible
Very low				Extremely low	Extremely low	Negligible
Extremely low					Negligible	Negligible
Negligible						Negligible

*Time and volume of trade*

One factor affecting the likelihood of entry is the volume and duration of trade. If all other conditions remain the same, the overall likelihood of entry will increase as time passes and the overall volume of trade increases.

The Australian Department of Agriculture normally considers the likelihood of entry on the basis of the estimated volume of one year's trade. This is a convenient value for the analysis that is relatively easy to estimate and allows for expert consideration of seasonal variations in pest presence, incidence and behaviour to be taken into account. The consideration of the likelihood of entry, establishment and spread and subsequent consequences takes into account events that might happen over a number of years even though only one year's volume of trade is being considered. This difference reflects biological and ecological facts, for example where a pest or disease may establish in the year of import but spread may take many years.

The use of a one year volume of trade has been taken into account when setting up the matrix that is used to estimate the risk and therefore any policy based on this analysis does not simply apply to one year of trade. Policy decisions that are based on the Australian Department of Agriculture's method that uses the estimated volume of one year's trade are consistent with Australia's policy on appropriate level of protection and meet the Australian Government's requirement for ongoing quarantine protection. Of course, if there are substantial changes in the volume and nature of the trade in specific commodities then the Australian Department of Agriculture has an obligation to review the risk analysis and, if necessary, provide updated policy advice.

In assessing the volume of trade in this risk analysis, the Australian Department of Agriculture assumed that a very small volume of trade will occur (refer to section 3.6 Export capability).

**2.2.3 Assessment of potential consequences**

The objective of the consequence assessment is to provide a structured and transparent analysis of the likely consequences if the pests or disease agents were to enter, establish and spread in Australia. The assessment considers direct and indirect pest effects and their economic and environmental consequences. The requirements for assessing potential consequences are given in Article 5.3 of the SPS Agreement (WTO 1995), ISPM 5 (FAO 2012) and ISPM 11 (FAO 2013).

Direct pest effects are considered in the context of the effects on:

- plant life or health
- other aspects of the environment.

Indirect pest effects are considered in the context of the effects on:

- eradication, control, etc.
- domestic trade
- international trade
- environment.

For each of these six criteria, the consequences were estimated over four geographic levels, defined as:

**Local:** an aggregate of households or enterprises (a rural community, a town or a local government area).

**District:** a geographically or geopolitically associated collection of aggregates (generally a recognised section of a state or territory, such as 'Far North Queensland').

**Regional:** a geographically or geopolitically associated collection of districts in a geographic area (generally a state or territory, although there may be exceptions with larger states such as Western Australia).

**National:** Australia wide (Australian mainland states and territories and Tasmania).

For each criterion, the magnitude of the potential consequence at each of these levels was described using four categories, defined as:

**Indiscernible:** pest impact unlikely to be noticeable.

**Minor significance:** expected to lead to a minor increase in mortality/morbidity of hosts or a minor decrease in production but not expected to threaten the economic viability of production. Expected to decrease the value of non-commercial criteria but not threaten the criterion's intrinsic value. Effects would generally be reversible.

**Significant:** expected to threaten the economic viability of production through a moderate increase in mortality/morbidity of hosts, or a moderate decrease in production. Expected to significantly diminish or threaten the intrinsic value of non-commercial criteria. Effects may not be reversible.

**Major significance:** expected to threaten the economic viability through a large increase in mortality/morbidity of hosts, or a large decrease in production. Expected to severely or irreversibly damage the intrinsic 'value' of non-commercial criteria.

The estimates of the magnitude of the potential consequences over the four geographic levels were translated into a qualitative impact score (A-G) using table 2.3. For example, a consequence with a magnitude of 'significant' at the 'district' level will have a consequence impact score of D.

**Table 2.3** Decision rules for determining the consequence impact score based on the magnitude of consequences at four geographic scales

		Geographic scale			
		Local	District	Region	Nation
Magnitude	Indiscernible	A	A	A	A
	Minor significance	B	C	D	E
	Significant	C	D	E	F
	Major significance	D	E	F	G

Note: In earlier qualitative IRAs, the scale for the impact scores went from A to F and did not explicitly allow for the rating 'indiscernible' at all four levels. This combination might be applicable for some criteria. In this report, the impact scale of A-F has changed to become B-G and a new lowest category A ('indiscernible' at all four levels) was added. The rules for combining impacts in Table 2.4 were adjusted accordingly.

The overall consequence for each pest is achieved by combining the qualitative impact scores (A–G) for each direct and indirect consequence using a series of decision rules (Table 2.4). These rules are mutually exclusive, and are assessed in numerical order until one applies.

**Table 2.4** Decision rules for determining the overall consequence rating for each pest

Rule	The impact scores for consequences of direct and indirect criteria	Overall consequence rating
1	Any criterion has an impact of 'G'; or more than one criterion has an impact of 'F'; or a single criterion has an impact of 'F' and each remaining criterion an 'E'.	Extreme
2	A single criterion has an impact of 'F'; or all criteria have an impact of 'E'.	High
3	One or more criteria have an impact of 'E'; or all criteria have an impact of 'D'.	Moderate
4	One or more criteria have an impact of 'D'; or all criteria have an impact of 'C'.	Low
5	One or more criteria have an impact of 'C'; or all criteria have an impact of 'B'.	Very Low
6	One or more but not all criteria have an impact of 'B', and all remaining criteria have an impact of 'A'.	Negligible

### 2.2.4 Estimation of the unrestricted risk

Once the above assessments are completed, the unrestricted risk can be determined for each pest or groups of pests. This is determined by using a risk estimation matrix (Table 2.5) to combine the estimates of the probability of entry, establishment and spread and the overall consequences of pest establishment and spread. Therefore, risk is the product of likelihood and consequence.

When interpreting the risk estimation matrix, note the descriptors for each axis are similar (for example low, moderate, high) but the vertical axis refers to likelihood and the horizontal axis refers to consequences. Accordingly, a 'low' likelihood combined with 'high' consequences, is not the same as a 'high' likelihood combined with 'low' consequences – the matrix is not symmetrical. For example, the former combination would give an unrestricted

risk rating of 'moderate', whereas, the latter would be rated as a 'low' unrestricted risk.

**Table 2.5 Risk estimation matrix**

Likelihood of pest entry, establishment and spread	<b>High</b>	Negligible risk	Very low risk	Low risk	Moderate risk	High risk	Extreme risk
	<b>Moderate</b>	Negligible risk	Very low risk	Low risk	Moderate risk	High risk	Extreme risk
	<b>Low</b>	Negligible risk	Negligible risk	Very low risk	Low risk	Moderate risk	High risk
	<b>Very low</b>	Negligible risk	Negligible risk	Negligible risk	Very low risk	Low risk	Moderate risk
	<b>Extremely low</b>	Negligible risk	Negligible risk	Negligible risk	Negligible risk	Very low risk	Low risk
	<b>Negligible</b>	Negligible risk	Negligible risk	Negligible risk	Negligible risk	Negligible risk	Very low risk
		<b>Negligible</b>	<b>Very low</b>	<b>Low</b>	<b>Moderate</b>	<b>High</b>	<b>Extreme</b>

Consequences of pest entry, establishment and spread

### 2.2.5 Australia's appropriate level of protection (ALOP)

The SPS Agreement defines the concept of an 'appropriate level of sanitary or phytosanitary protection (ALOP)' as the level of protection deemed appropriate by the WTO Member establishing a sanitary or phytosanitary measure to protect human, animal or plant life or health within its territory.

Like many other countries, Australia expresses its ALOP in qualitative terms. Australia's ALOP, which reflects community expectations through government policy, is currently expressed as providing a high level of sanitary or phytosanitary protection aimed at reducing risk to a very low level, but not to zero. The band of cells in Table 2.5 marked 'very low risk' represents Australia's ALOP.

### 2.3 Stage 3 Pest risk management

Pest risk management describes the process of identifying and implementing phytosanitary measures to manage risks to achieve Australia's ALOP, while ensuring that any negative effects on trade are minimised.

The conclusions from pest risk assessment are used to decide whether risk management is required and if so, the appropriate measures to be used. Where the unrestricted risk estimate exceeds Australia's ALOP, risk management measures are required to reduce this risk to a very low level. The guiding principle for risk management is to manage risk to achieve Australia's ALOP. The effectiveness of any proposed phytosanitary measures (or combination of measures) is evaluated, using the same approach as used to evaluate the unrestricted risk, to ensure it reduces the restricted risk for the relevant pest or pests to meet Australia's ALOP.

ISPM 11 (FAO 2013) provides details on the identification and selection of appropriate risk management options and notes that the choice of measures should be based on their effectiveness in reducing the probability of entry of the pest.

Examples given of measures commonly applied to traded commodities include:



- options for consignments—for example, inspection or testing for freedom from pests, prohibition of parts of the host, a pre-entry or post-entry quarantine system, specified conditions on preparation of the consignment, specified treatment of the consignment, restrictions on end-use, distribution and periods of entry of the commodity
- options preventing or reducing infestation in the crop—for example, treatment of the crop, restriction on the composition of a consignment so it is composed of plants belonging to resistant or less susceptible species, harvesting of plants at a certain age or specified time of the year, production in a certification scheme
- options ensuring that the area, place or site of production or crop is free from the pest—for example, pest-free area, pest-free place of production or pest-free production site
- options for other types of pathways—for example, consider natural spread, measures for human travellers and their baggage, cleaning or disinfestations of contaminated machinery
- options within the importing country—for example, surveillance and eradication programs
- prohibition of commodities—if no satisfactory measure can be found.

Risk management measures are identified for each quarantine pest where the risk exceeds Australia's ALOP. These are presented in Chapter 5 of this report.

### **3 Indonesia's commercial production practices for salacca**

---

This chapter provides information on the pre-harvest, harvest and post-harvest practices considered to be standard practices in Indonesia for the production of fresh salacca fruit for export. The export capability of Indonesia is also outlined.

#### **3.1 Assumptions used in estimating unrestricted risk**

Indonesia provided Australia with information on the standard commercial practices used in the production of salacca in different provinces/regions and for all commercially produced salacca cultivars in Indonesia. This information was complemented with data from other sources and was taken into consideration when estimating the unrestricted risks of pests that may be associated with the import of this commodity.

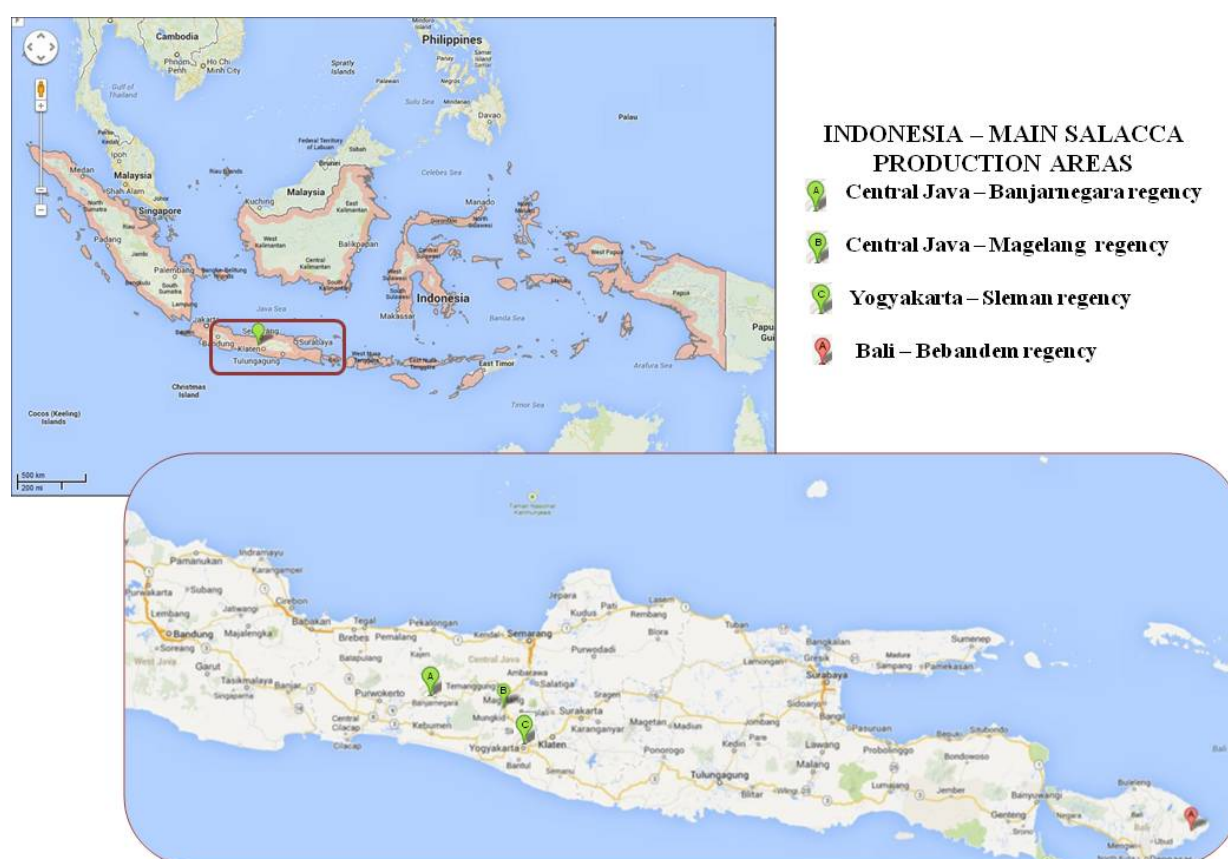
Indonesia has stated that salacca will be produced for export to Australia in accordance with Indonesia's farm certification scheme for Good Agriculture Practices (GAP) (Indonesian Ministry of Agriculture 2012b) with specific Standard Operating Procedures (SOP) (Indonesian Ministry of Agriculture 2011). This program ensures fruit is produced following a national standard to prevent risks associated with production, harvesting and post-harvesting processes. The SOP for salacca outlines the standard practice of on-farm production activities (i.e. registration and certification, use of seeds/plant varieties, cultivation, fertilisation, crop protection, irrigation and harvest procedures), as well as that of local industries where the produce is processed and packed for sale.

Officers from the Australian Department of Agriculture visited salacca production areas in Yogyakarta and Central Java from 15-19 April 2013, to verify the pest status and observe the harvest, processing and packing procedures for export of salacca fruit. The department's observations and additional information provided during the visit confirmed the production and processing procedures described in this chapter as standard commercial production practices for fresh salacca fruit for export.

The pre-harvest, harvest and post-harvest practices described in this chapter were observed during the verification visit and reflect Indonesia's GAP and SOP for producing salacca for export.

#### **3.2 Climate in production areas**

Salacca is grown across all of Indonesia. However, the main salacca commercial production areas are in the provinces/districts of Central Java (Banjarnegara and Magelang regencies), Yogyakarta special region (Sleman regency) and Bali (Bebandem regency) (Figure 6) (IAQA 2012b).

**Figure 6** Main commercial salacca production areas in Indonesia

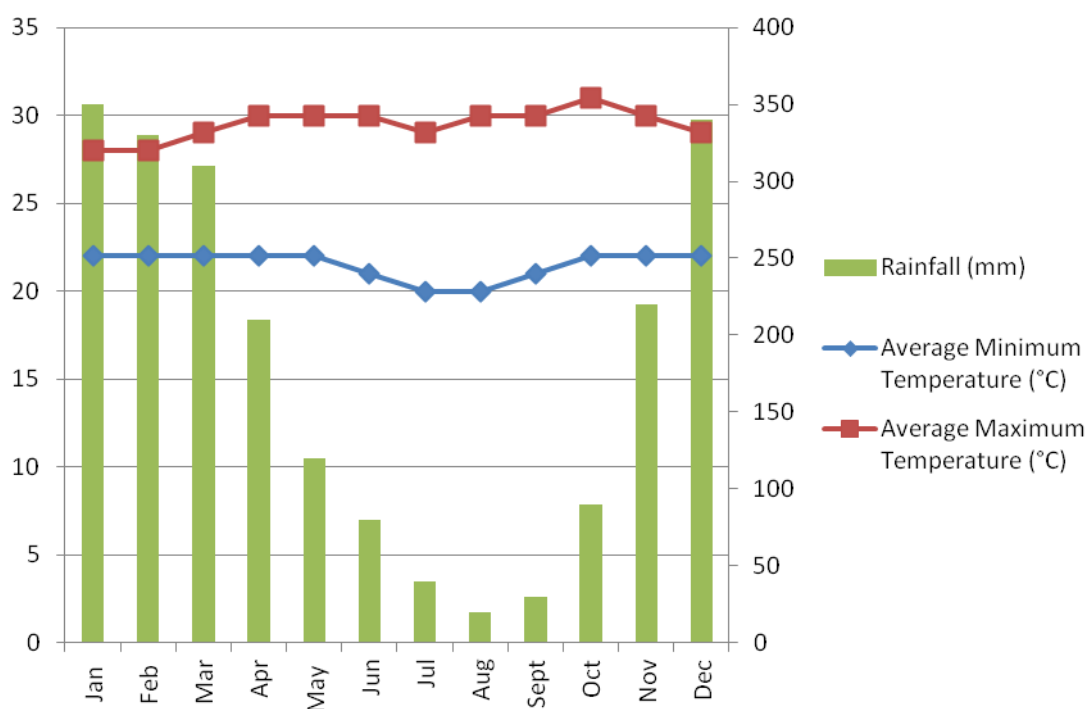
Indonesia is located close to the equator, which means that the climate is almost entirely tropical (hot and humid). The temperature remains fairly constant throughout the year. Seasonal variation is predominately changes in precipitation.

The climate of Java features two seasons; the wet or rainy season and the dry monsoon season. The western monsoon brings the rainy season from October to April, while the eastern monsoons bring the dry weather that occurs from May to September. The dry season does not mean there is no rain, but less rain with tropical showers occurring in the afternoons. The humidity is high throughout the year with the average humidity being 75 per cent (JavaIndonesia.org 2011).

The climate of Central Java, Yogyakarta and Bali is similar. The average daily temperature for Central Java ranges between 23 and 30 degree Celsius (HotelTravel.com 2013), and for Yogyakarta, 25 and 28 degree Celsius (Weatherbase 2013). The average temperature in Bali is around 28 degree Celsius throughout the year (Weatherbase 2013). The volume of rainfall varies across Java, decreasing from west to east (Yamada 1997). The average annual rainfall for the central area of Java is around 2000 millimetres per year (JavaIndonesia.org 2011).

The average minimum and maximum monthly temperatures recorded over the past 14 years and the average monthly rainfall recorded over the past 65 years for Yogyakarta, near the main commercial production areas for salacca, are shown in Figure 7.

**Figure 7** Average minimum and maximum monthly temperature (°C) and rainfall (mm) for the main salacca production area, Yogyakarta



Source: Weatherbase 2013

### 3.3 Pre-harvest

#### 3.3.1 Cultivars

*Salacca zalacca* (Gaertner) Voss, with the synonym *S. edulis* (Reinw.) is the most important commercial species grown in Indonesia for the domestic and export market (Supapvanich *et al.* 2011). In Indonesia there are over 30 cultivars of salacca, which are often distinguished by their place of origin, fruit taste, fruit texture or fruit colour (Kusumo 1995; Supapvanich *et al.* 2011).

Different salacca cultivars suit different cultivation areas. In the main salacca production areas of Central Java, Yogyakarta and Bali, the cultivars grown commercially for the domestic and export market are *S. zalacca* c.v. pondoh, *S. zalacca* c.v. nglumut and *S. zalacca* c.v. gula pasir (IAQA 2012b) (Figure 8). Currently, *S. zalacca* c.v. pondoh is divided into three sub cultivars 'pondoh super', 'pondoh hitam' and 'pondoh manggala'. These cultivars can be differentiated by the colour of the leaf, stem, fruit kernels, peel and pulp, fruit size and weight and fruit taste (Lestari 2005).

**Figure 8** *Salacca* cultivars grown in the main commercial production areas of Indonesia*S. zalacca* c.v. pondoh*S. zalacca* c.v. nglumut*S. zalacca* c.v. gula pasir

### 3.3.2 Cultivation practices

#### Propagation

The salacca plant is primarily propagated by vegetative methods such as sucker grafting or layering (IAQA 2012b). Layering is a technique that enables a portion of an aerial stem to grow roots while still attached to the parent plant. After 3-6 months of age, or when the shoot is around 80 centimetres high with 2-3 leaf midribs, it is separated from the parent plant and placed in a bamboo bag for transplanting in the field (IAQA 2012b).

Seeds can also be used for salacca propagation (Kusumo 1995). Where seeds are used they are sourced from a certified seed breeder, registered with IAQA (Indonesian Ministry of Agriculture 2011). Seeds used immediately after removal from the fruit will germinate readily, within less than one week, under humid and shady conditions (Schuiling and Mogege 1991). Around six months after sowing, when the seedling is about 80 centimetres high with 2-3 leaf midribs, the seedling can be transferred to the field (Schuiling and Mogege 1991).

#### Planting and cultivation

Salacca is a tropical plant, requiring high temperatures and high humidity as well as appropriate rainfall and light intensity for tree growth and fruit development.

Salacca grows best in humid tropical lowland conditions where the average annual rainfall is 1700–3100 millimetres per year. The rainfall should be uniformly distributed (200–400 millimetres per month) with only a short dry season. Salacca plants have a superficial root system and require well distributed rainfall, otherwise a high water table or irrigation is needed (Lestari 2005). Uniform water availability supports regular flowering and fruiting (Schuiling and Mogege 1991; Lestari 2005; Paull and Duarte 2012).

The appropriate temperature for salacca cultivation is between 20 and 32 degree Celsius. Young salacca is usually grown under shade with a light intensity of around 30-80 per cent full sunlight (Lestari 2005). Young salacca plants grow faster and have higher production when shaded; therefore propagated material is initially grown under shading plants such as banana, jackfruit or mango (Paull and Duarte 2012). Mature plants do not normally require shading as they begin to self-shade and shade each other.

*Salacca* can adapt to sandy or clay soil but prefers a free draining soil with organic content. *Salacca* grows best in soil with a pH of 6-7 but can grow in soil with a pH ranging from 4.5-7.5 (Lestari 2005).

Propagated plants are transplanted to the field early in the rainy season. Planting density is usually around 2000 plants/plant clusters per hectare or at a spacing of two by two metres (IAQA 2012b). As *salacca* is dioecious (male and female flowers produced on separate individual plants), both male and female plants are planted together in the orchard. The male plants are planted one year prior to the female plants (IAQA 2012b) at a ratio of one male to 20-30 female plants (IAQA 2011).

Plants are often planted in clusters of 2-3 (Figure 9). Around 10 kilograms of organic matter or compost is incorporated into the planting hole during planting (IAQA 2012b).

**Figure 9** Planting pattern for *salacca*. Spacing planting (left) and cluster planting (right)



### Pruning

Plants are pruned to ensure adequate air flow and light penetration through the orchard, stimulate blooming (growth of female flowers), and improve fruit quality (Indonesian Ministry of Agriculture 2011; IAQA 2012b). Plants are manually pruned twice a month and more often during blooming or fruiting (Sukewijaya *et al.* 2009). Suckers (or shoots rising from the trunk or roots that develop into a new plant) in each cluster are periodically controlled to maintain the plant density and farm humidity. The ideal number of plants per cluster is two (Sukewijaya *et al.* 2009) and the optimum number of leaves per plant is 7-8 (Indonesian Ministry of Agriculture 2011). Overhanging, damaged, old, and dead/dried leaves are removed. Plants are also pruned after harvest to ensure optimum plant growth (Sukewijaya *et al.* 2009).

The pruned material is buried in deep pits (Figure 10), dug in the field between the rows of *salacca* plants (Indonesian Ministry of Agriculture 2011).

### Fruit thinning

Fruit is thinned to reduce the number of fruit per bunch so that there is enough space for the remaining fruit to develop. Fruit thinning ensures fruit is produced to its optimum quality and quantity (Indonesian Ministry of Agriculture 2011). Fruit is first thinned two months after pollination, when it is the size of a marble. Fruits that are abnormal, damaged by pests

and diseases, or in a wedged position are removed by prying the fruit from the bunch (Indonesian Ministry of Agriculture 2011). The fruit is thinned a second time, one month after the first thinning, to a level of around 20 fruit per bunch.

Fruit removed through the thinning process are also buried (along with the pruned material) in pits dug between the rows of salacca plants (Figure 10).

**Figure 10** Burial pits for pruned material, fruit and plant debris



### **Weeding/sanitation**

The orchard is initially cleaned of weeds two months after seedlings are transplanted in the field and then three times a month for a further two months. As the plant canopy develops, shading means that fewer weeds are present, though the orchard floor is still sanitised at least once a month (IAQA 2012b) to remove any weeds, ground cover or fallen debris.

### **Fertilisation**

Fertiliser is applied twice a year to maintain the nutrient condition in the soil and provide balanced nutrients for plant growth and development, improve fruit yield, and enhance plant productivity. Around 5–10 kilograms of organic fertiliser is applied to each plant before and after the rainy season (IAQA 2012b). A 15 centimetres trench is dug around the plant with a hoe. The fertiliser is sprinkled into the hole and covered with soil (Figure 11).

### **Irrigation**

Salacca plants are usually flood irrigated. Water is pumped from channels through pipes and directed to flow down small trenches or furrows running through the orchard. The salacca plants are grown on the ridges between the furrows (Figure 11).

Irrigation is necessary during the dry season if the superficial root system of the plant cannot reach the water table (Schuiling and Mogeia 1991). Irrigation is required following dry spells of more than 10 days to ensure adequate nutrient absorption and optimum plant growth. Increased irrigation is necessary in the initial growing stage of the salacca plant (Indonesian Ministry of Agriculture 2011). It is important that salacca plants are well irrigated especially when the plant is likely to be under stress such as after pruning or during fruit development. Less irrigation is required during the flowering stages and close to harvest (Indonesian Ministry of Agriculture 2011), to minimise rotting.

**Figure 11** Fertilisation applied to base of plant (left) and flood (furrow) irrigation (right)

### Pollination

Salacca plants are dioecious, producing either male or female flowers in the one plant. Around 2-4 years after propagation, the salacca plant will start flowering (Lestari 2005). It may be productive for up to 50 years. A dry period is not required to induce flowering, which can occur throughout the year.

Although natural pollination occurs by wind, rain or insects (Lestari 2005), manual pollination is carried out to improve fruit set (Supapvanich *et al.* 2011). The female flower opens for 1-3 days and will start to wilt if not pollinated within this time. The male flower also opens for 1-3 days and after three days will start wilting (Lestari 2005). The best time for pollination is the second day of blossom (Lestari 2005). Farmers walk the orchard daily, examining the readiness of the male and female flowers to ensure the pollination period is not missed.

Female flowers are ready to be fertilised when the sheath is dark brown, and the flower buds are red, opened and scented (Figure 12). The male flower, often referred to as a cob or spike (Figure 12), is cut from the stem and tapped over the female flower, to release its pollen. One male cob bears thousands of pollen grains and can pollinate 10-30 female flowers. A small piece of the cob is cut off and placed on top of the female flower to ensure adequate pollination occurs. The female flower and male cob is covered with a lid (made from leaves or plastic bottles) to protect it from rain and wind providing a chance for pollination to occur (Figure 13). The lid is removed 3-5 days after pollination (Indonesian Ministry of Agriculture 2011).



**Figure 12** Female flower (left) and male flower (right)**Figure 13** Hand pollination by tapping male flower above female flower (left) and flower covered after pollination to protect from the weather (right)

### 3.3.3 Pest management

The following information on pest and disease management was provided by Indonesia.

All export salacca fruit are produced in orchards registered by Indonesia's Ministry of Agriculture which are certified to operate in accordance with Indonesia's farm certification scheme for Good Agriculture Practice (GAP) with specific standard operating procedures for the production of salacca.

Each registered orchard follows the national guidelines developed by the Directorate of Horticulture Crop Protection and the Directorate of Food Crop Protection, covering pest monitoring and surveillance. The two directorates are responsible for instructing and overseeing the implementation of these guidelines. The pest monitoring and surveillance plan ensures orchards are monitored and inspected for pests and diseases by trained pest observers. Regional and central Food Crop and Horticulture Protection Centres are responsible for maintaining the inspection records and associated laboratories manage the diagnostics of arthropods and pathogens.

Only a relatively small number of pests and diseases are associated with salacca. Pesticides are not commonly used to control pests and diseases, but rather an integrated pest management (IPM) program that includes orchard hygiene, pruning, fertilisation, good

pollination, orchard monitoring and surveillance, and the removal of damaged/diseased plant material.

### 3.4 Harvesting and handling procedures

Salacca is a non-climacteric fruit (Sari 2008), which means fruit does not ripen further once harvested. Fruit texture or pulp firmness is an important factor in evaluating the quality of fruit and determining when the fruit is ready for harvest. Salacca fruit is harvested at 70 per cent maturity, when the pulp firmness, fruit size and weight are considered optimal. This is usually around 4-6 months after pollination.

Other factors that determine when the fruit is ready for harvest include the loss of tiny spines or prickles on the skin surface; the skin and seed has turned a blackish brown or dark yellow colour; the flesh has turned a yellowish white colour and no longer clings to the seed; and the fruit has a good aroma and flavour (Sukewijaya *et al.* 2009; Indonesian Ministry of Agriculture 2011).

Although fruit is produced all year round, the main harvest period is during the rainy months of November to January, with a secondary peak from May to July (Prihatman 2000; Ashari 2002) (Table 3.1).

**Table 3.1 Harvest periods for Indonesia's main salacca production areas**

Harvest period	Jan	Feb	Mar	Apr	May	Jun	Jul	Aug	Sep	Oct	Nov	Dec
Main harvest period	MP	-	-	-	-	-	-	-	-	-	MP	MP
Secondary harvest period	-	-	-	-	SP	SP	SP	-	-	-	-	-

**MP** main harvest period, **SP** secondary peak harvest period

Harvesting is done manually. For the domestic market, the fruit bunches are cut from the plant with a knife or sickle and placed into bamboo baskets. For the international market, individual fruit are separated from the bunch with a twisting action, inspected for damage, placed into plastic crates and taken to the collection house for initial sorting. For traceability purposes, fruit from registered farms are placed in blue or green plastic crates, whereas non-registered farms are placed in crates of other colours or bamboo baskets.

### 3.5 Post-harvest

#### 3.5.1 Collection house

Harvested fruit are taken to a collection house, which is often located close to the orchard. Collection houses are responsible for receiving fruit from registered farmer groups from a defined production area.

The collection house usually consists of an open or brick house with a concrete floor. Here, fruit harvested from export-registered farms is kept separate from that of non-registered farms.

### Initial clean and pre-sorting

Fruit are cleaned manually with a brush to remove any excess soil and then pre-sorted into 40 kilogram plastic crates provided by the packing house. The fruit is pre-sorted into four grades based on fruit size:

- Grade A—8 to 12 fruit per kg
- Grade B—13 to 17 fruit per kg
- Grade C—18 to 22 fruit per kg
- Grade D—22 to 26 fruit per kg

Any damaged or defective fruit are removed and placed in bamboo baskets for sale to the domestic market (IAQA 2012b).

Crates are weighed and labelled with the identity of the supplier (collection house and farm registration numbers), harvest date and volume.

There are no storage facilities at the collection house, and harvested fruit are transported daily to the packing house in enclosed trucks (Figure 14). Depending on where the packing house is located, transport may take up to 12 hours.

**Figure 14** Fruit initially sorted at the collection house into plastic crates (left) and placed in closed truck (right) for transport to packing house



### 3.5.2 Packing house

Export fruit are packed at facilities that have been registered under the Directorate General of Processing and Marketing of Agriculture Products and are certified to follow Good Handling Practices (GHP) and able to process salacca for the export market.

#### Receival

Fruit arrive in covered trucks and are unloaded at the designated receival area of the packing house. Here the fruit is weighed and the documentation checked. The arrival date, name of supplier, transportation identity, total weight, and farm identity are all recorded by the packing house for traceability purposes.

## Cleaning

Fruit are mechanically cleaned by passing along a conveyor belt fitted with brushes (Figure 15). The mechanical brushes are designed to thoroughly clean the fruit to remove soil, tiny spines on the surface of the fruit, debris, and any other unwanted materials.

**Figure 15** Fruit mechanically cleaned by passing over a conveyor belt fitted with brushes



## Sorting and grading

Cleaned fruit are then sorted and graded (Figure 16). Fruit that is damaged or does not meet the export quality standard is removed by the packing house staff before packing for export. The criteria for export quality fruit are as follows:

- fruit is free of damage and other abnormalities, soil, pests and rot
- fruit is firm and skin intact, with no cracks or punctures
- fruit maturity of 70 per cent
- fruit average size is around 13-17 fruit per kilogram (depending on the export market).

**Figure 16** Sorting and grading of cleaned fruit before packing for export



## Packaging and storage

The packing houses visited by departmental officers as part of the verification visit, were packing for export markets that required salacca fruit to be packed in plastic crates.

Depending on the export market, salacca fruit are either packed into cardboard boxes, plastic crates, or in one kilogram nets which are then packed into boxes. However, packaging material may differ according to the importing country's requirements. The general packaging requirements for Australia are outlined in section 5.2.3.

The plastic crates or boxes are sealed and weighed (Figure 17). Each crate/box is clearly labelled with the packing house name and reference code, product name, packing date, and export destination, for quality assurance and quarantine trace-back purposes.

Packed and sealed crates/boxes are stacked in a separate room from the packing area, where they are stored for a short period of time, before being loaded onto trucks for export. Storage rooms must be free from pests, and be dry, clean and secure (IAQA 2012b). Fruit for domestic markets are stored in a separate room from fruit for export markets.

**Figure 17** Weighing and sealing of packed salacca fruit



### 3.5.3 Phytosanitary inspection

Packed salacca fruit is inspected in designated quarantine inspection facilities by IAQA inspectors to meet the phytosanitary requirements of the importing country (Figure 18). Inspection may occur at either the registered packing house, in an approved inspection room, or at the exit point prior to export (IAQA 2013b). Only salacca fruit that meet the requirements of the importing country are issued with a phytosanitary certificate for export.

Fruit for export that has been inspected and certified by IAQA must be maintained under secure conditions during storage and movement to ensure the fruit is secured from damage and pest re-infestation and to prevent mixing with fruit for export to other destinations or for the domestic market.

**Figure 18** Inspection of fruit by IAQA officers

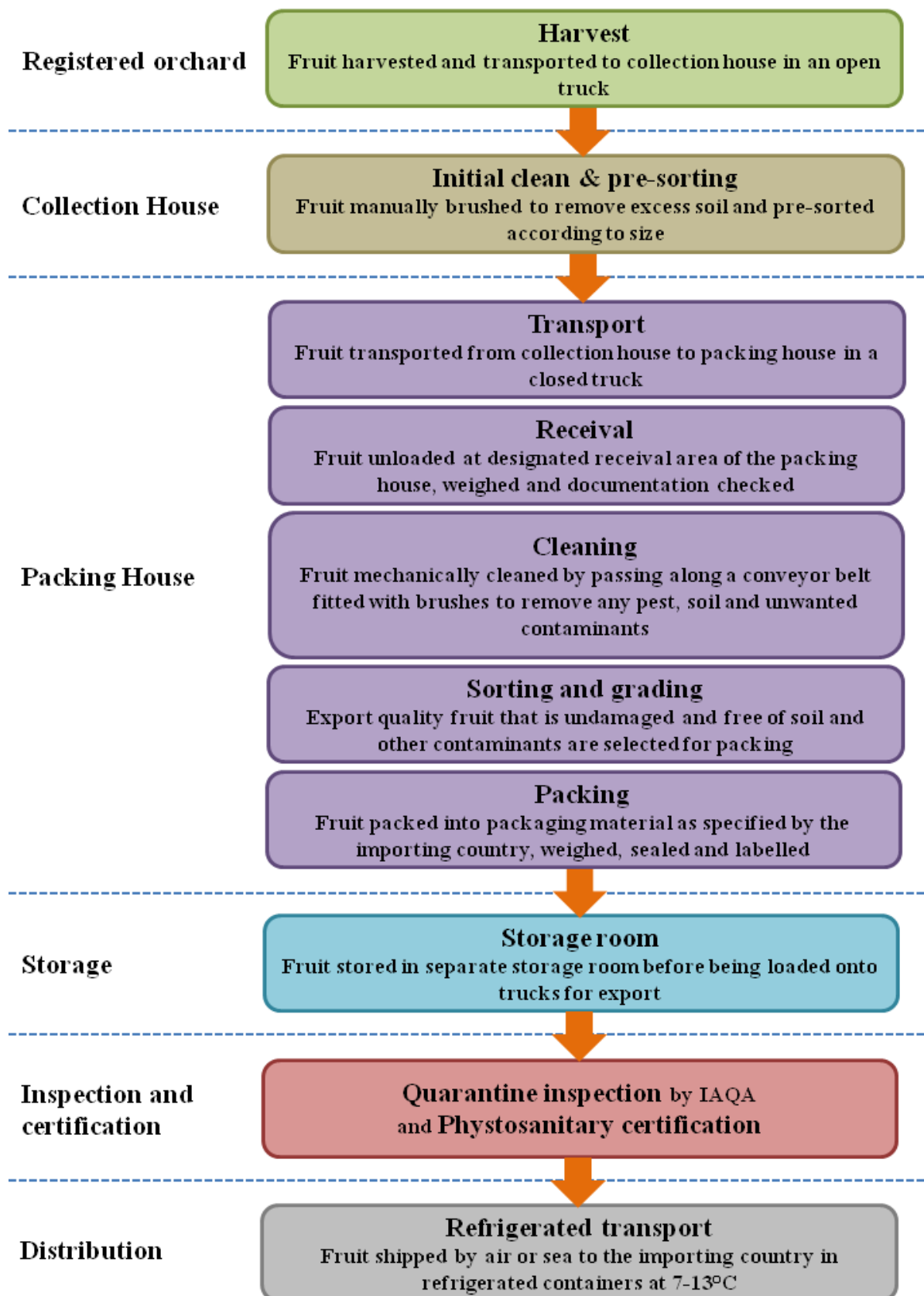
### 3.5.4 Transport

Packed fruit is loaded from the storage facility into closed refrigerated trucks or containers and sealed. Refrigerated containers are transported directly from the packing house to the port or airport (IAQA 2012b). Although airfreight is the preferred means of transport, salacca fruit may also be exported to Australia by sea in refrigerated shipping containers. Refrigerated shipping containers are usually set at a temperature of 7–13 degree Celsius, which is the preferred temperature to maintain the quality of tropical fruits during transport.

The transportation of salacca fruit from Indonesia to Australia, for example from the packing house to arrival, may take 1-7 days by air and 16-19 days by sea (Australia Trade and Shipping 2012).

Figure 19 summarises the post-harvest steps (collection house, packing house and distribution) for salacca fruit grown in Indonesia for export (adapted from IAQA 2012).

**Figure 19** Summary of orchard and post-harvest steps for salacca fruit grown in Indonesia for export



## 3.6 Export capability

### 3.6.1 Production statistics

Salacca is grown across all of Indonesia, with the main commercial production areas located in the provinces/districts of Central Java (Banjarnegara and Magelang regencies), Yogyakarta special region (Sleman regency) and Bali (Bebandem regency). Around 60-70 per cent of the world's salacca is produced from these regions (Dimiyati *et al.* 2008).

Production statistics for salacca was given by IAQA during the visit. According to IAQA, the national production area for salacca in 2011 was 24 728 hectares with an annual production volume of just over one million tonnes (IAQA 2013a).

Since 2005, there has been an increase in the demand for salacca fruit both domestically and internationally. The Indonesian government, in collaboration with the respective institutions at provincial and district levels, set up a program to ensure continuous supply and consistent quality of produce through the implementation of GAP. This program has resulted in an increase in production of salacca and it is expected that as more farms are registered under this program the volume of salacca produced for export will increase.

According to IAQA, in 2013 there were 3 257 salacca farms covering 547 hectares from the Sleman and Magelang districts that are registered with IAQA and certified to operate in accordance with GAP.

### 3.6.2 Export statistics

Indonesia exports fresh salacca fruit to China, Hong Kong, Singapore, Malaysia and the Philippines (IAQA 2012b), with China as the main export market.

Table 3.2 summarises the salacca exports from Indonesia to its main markets from 2010 to March 2013 as reported by IAQA during the verification visit.

**Table 3.2 Volume (t) of Indonesian salacca fruit exports from 2010-2013 (to March)**

Country	2010	2011	2012	2013 (to March)
China	106	147	162	95
Singapore	na	1	na	na
Malaysia	na	na	na	0.03

na not applicable

The Indonesian government has advised that initially, around 2-4 tonnes of salacca are likely to be exported annually to Australia. However, this amount may increase in following years.

### 3.6.3 Export season

Salacca fruit are produced all year round with the main harvest season from November to January with a secondary peak from May to July (Prihatman 2000; Ashari 2002).



IAQA has indicated that fruit is likely to be exported to Australia during the main production months of November to January.

## 4 Pest risk assessments for quarantine pests

Quarantine pests associated with fresh salacca fruit from Indonesia are identified in the pest categorisation process (Appendix A). This chapter assesses the probability of the entry, establishment and spread of these pests and the likelihood of associated potential economic, including environmental, consequences.

Pest categorisation identified four quarantine pests associated with salacca fruit from Indonesia. Table 4.1 identifies these quarantine pests. Additional quarantine pest data are given in Appendix B.

Assessments of risks associated with these pests are presented in this chapter.

**Table 4.1** Quarantine pests for salacca fruit from Indonesia

Pest
<b>Mealybugs [Hemiptera: Pseudococcidae]</b>
<i>Dysmicoccus</i> sp.
<i>Planococcus</i> sp.
<i>Pseudococcus</i> sp.
<b>Oil palm bunch rot [Agaricales: Marasmiaceae]</b>
<i>Marasmius palmivorus</i> Sharples

## 4.1 Mealybugs

### ***Dysmicoccus* sp., *Planococcus* sp., *Pseudococcus* sp.**

In general, mealybugs are small, oval, soft bodied, slow moving insects that are covered with white wax (Furness and Charles 1994; Osborne *et al.* 2005). They are sucking insects that injure host plants by extracting large quantities of sap. They also deposit a waste product 'honeydew' on the leaves and fruit as they feed. Honeydew serves as a food source for ants and may act as substrate for sooty mould growth (Osborne *et al.* 2005). Sooty mould affects photosynthesis and makes the plant, including the fruit, unsightly. Many mealybug species pose serious problems for agriculture, particularly when introduced into new areas of the world where their natural enemies are not present (Miller *et al.* 2002).

Generally, mealybugs develop through a number of nymphal (immature instar) stages before undergoing a final moult into the adult form. Female mealybugs develop through four instars (Williams 2004). The first and second instar male and female mealybugs look similar in that they are small, oval shaped and covered in a mealy white wax. Adult female mealybugs are wingless and similar in appearance to the nymphal stage, only slightly larger. This contrasts with male mealybugs, which have five instars (Williams 2004), with the adult emerging from a cocoon as a tiny winged form. The male adults do not feed, having no mouth parts, and their sole purpose is to locate a female and mate. Mealybugs reproduce sexually and parthenogenetically, that is, without a mate. Female mealybugs produce between 300 and 1000 offspring (eggs or live young) and there may be multiple generations per year.

The first and second instar nymphs or crawlers are the most mobile and fragile stage of development as they have not yet produced their waxy coating. First instars will crawl to new feeding sites on the same host plant or move to other suitable host plants. Crawlers can survive about 24 hours without feeding, but once they find a suitable feeding site and insert their stylets, they usually remain there permanently (Williams 2004; Osborne 2006). They will anchor themselves to the plant by inserting their tubular stylets and feed by sucking plant sap. Once feeding, they secrete a waxy mealy coating that helps to protect them.

*Dysmicoccus*, *Planococcus*, and *Pseudococcus* belong to the mealybug family Pseudococcidae. They have been taxonomically classified according to the external morphological characteristics of the adult female. *Dysmicoccus*, *Planococcus*, and *Pseudococcus* have been grouped together into a single assessment because of their related morphological characteristics, taxonomy, behavioural characteristics, and they are predicted to pose a similar risk and require similar management measures.

*Dysmicoccus*, *Planococcus*, and *Pseudococcus* are polyphagous and have been recorded on a wide range of host plants. Mealybugs from these three genera have been reported on salacca in Indonesia, but have not been identified to species level. A number of *Dysmicoccus*, *Planococcus*, and *Pseudococcus* species are associated with palms (Howard *et al.* 2001) and as salacca is a species of palm, it is probable that Pseudococcidae associated with palms are also associated with salacca.

There is no scientific literature or information available that identifies the species of *Dysmicoccus*, *Planococcus*, and *Pseudococcus* associated with salacca. Therefore, this assessment considers that the same species of *Dysmicoccus*, *Planococcus*, and *Pseudococcus*

species known to be associated with palms are also likely to be associated with salacca. Twenty species have been identified as being associated with palms (Howard *et al.* 2001). An assessment of these species identified four species as being present in Indonesia and of quarantine concern to Australia, these being *Dysmicoccus finitimus*, *Planococcus lilacinus*, *P. minor* and *Pseudococcus cryptus*. These species (except for *D. finitimus*) have been assessed in existing import policies for mangoes from India, Taiwan, and the Philippines, pineapple from Malaysia, mangosteen from Thailand, banana from the Philippines and Unshu mandarin from Japan.

The assessment in this policy builds upon these previous assessments and takes into account differences in commodity, production practices, climatic conditions, and prevalence of the pest. The term 'mealybug' is used to refer to the unidentified *Dysmicoccus*, *Planococcus* and *Pseudococcus* species, unless otherwise specified.

The risk scenario of concern is the presence of eggs, crawlers, nymphs or adult females of *Dysmicoccus*, *Planococcus* and *Pseudococcus* are imported on salacca fruit.

#### 4.1.1 Probability of entry

The probability of entry is considered in two parts, the probability of importation and the probability of distribution, which consider pre-border and post-border issues, respectively.

##### Probability of importation

The likelihood that *Dysmicoccus* sp., *Planococcus* sp. or *Pseudococcus* sp. will arrive in Australia with the importation of fresh salacca fruit from Indonesia has been assessed as: **Moderate**.

Supporting information for this assessment is provided below:

- Unidentified species of *Dysmicoccus*, *Planococcus* and *Pseudococcus* have been reported on the fruit of salacca in Indonesia (Indonesian Ministry of Agriculture 2012a; Indonesian Ministry of Agriculture 2013).
- Most species of *Dysmicoccus*, *Pseudococcus* and *Planococcus* are associated with the leaves and other above-ground plant parts of host plants, including palms (Howard *et al.* 2001). They prefer folds, crevices and other protected sites of hosts (Howard *et al.* 2001).
- Unidentified species of *Dysmicoccus*, *Pseudococcus* and *Planococcus* have been found in Indonesia feeding on the leaves and flowers of salacca (Indonesian Ministry of Agriculture 2012a; Indonesian Ministry of Agriculture 2013).
- A mealybug from the *Dysmicoccus* genus was also found on the salacca fruit during the verification visit.
- Mealybugs of the Pseudococcidae family insert their long sucking mouthparts into host plants and feed by sucking plant sap. This process anchors the mealybugs to the plant where they usually remain (Williams 2004). Once feeding begins, they secrete a waxy mealy coating that helps protect their bodies.
- During heavy infestation, mealybugs of the genus *Pseudococcus* and *Planococcus* have also been found on salacca fruit (Indonesian Ministry of Agriculture 2012a; Indonesian

Ministry of Agriculture 2013). The white waxy coating contrasts with the dark brown colour of salacca fruit and is clearly visible (Indonesian Ministry of Agriculture 2012a; Indonesian Ministry of Agriculture 2013).

- *Pseudococcus* and *Planococcus* populations can increase during the dry season (May to September) especially when the daytime relative humidity drops below 75%. Population explosions occurs when the relative humidity drops below 70% and continues for 3–4 months, combined with rainy days of less than 10 days per month (Indonesian Ministry of Agriculture 2012a; Indonesian Ministry of Agriculture 2013). Although salacca can be produced all year round, the main export harvest period is during the rainy season (Nov-Jan) and not during high infestation periods when mealybugs are likely to be on the fruit.
- Mealybugs can be easily detected during harvest, processing and packing due to the morphology of the fruit. Salacca fruit is round or oval in shape, rounded at the base and tapers at the top. There is no place for mealybugs to hide on the fruit surface. Additionally, mealybugs are whitish and mealy in appearance which contrasts with the dark brown colour of salacca fruit.
- During processing and packing salacca fruit are first manually cleaned with a brush and then thoroughly cleaned with mechanical brushes. There are no protective places for the mealybugs to hide on the salacca fruit; therefore the brushing process would likely remove nymphs and adults of mealybugs present on the surface of the fruit.
- Salacca fruit are stored and transported at 13 degree Celsius or less. Mealybugs are likely to survive storage and transportation as some species are tolerant of low temperatures. For example, the lower developmental threshold for *Pseudococcus cryptus* is 8.9 degree Celsius (Kim *et al.* 2008).
- *Dysmicoccus*, *Planococcus* and *Pseudococcus* are likely to survive cold storage and transportation to Australia. *Dysmicoccus*, *Planococcus* and *Pseudococcus* species have been intercepted on commodities from the botanical family Arecaceae (palm family), of which *Salacca zalacca* belongs to (Williams 2004). It is feasible that these species could potentially survive on salacca fruit during cold storage and transportation to Australia.

The association of unidentified *Dysmicoccus*, *Planococcus* and *Pseudococcus* species with salacca fruit and their potential to survive the temperatures associated with storage and transportation, moderated by the fact that mealybugs are likely to be visible on the fruit (due to its morphology—no cryptic hiding places and dark contrasting colour) and that they are likely to be removed during harvesting and packing house procedures (brushing and inspection), all support a likelihood estimate for importation of ‘moderate’.

### **Probability of distribution**

The likelihood that *Dysmicoccus* sp., *Planococcus* sp. or *Pseudococcus* sp. will be distributed within Australia in a viable state as a result of the processing, sale or disposal of salacca fruit from Indonesia and subsequently transfer to a susceptible part of a host has been assessed as: **Moderate**.

Supporting information for this assessment is provided below:

- Salacca fruit may be distributed throughout Australia for retail sale, as the intended use of the commodity is human consumption.
- The eggs, nymphs or adults need to survive storage and transportation. Salacca fruit are likely to be distributed at temperatures of 13 degree Celsius or less to ensure the quality of fruit is maintained. Some *Dysmicoccus*, *Planococcus* and *Pseudococcus* species are able to survive low temperatures; therefore it is likely that viable mealybugs may be distributed throughout Australia during transport.
- Mealybug eggs, nymphs and adult females may remain on the surface of the fruit during distribution via wholesale or retail sale. The unconsumed parts of the fruit, especially the skin of infested fruit, are likely to end up in fruit waste, which may further aid distribution of viable mealybugs. Disposal of infested fruit is likely to be by commercial or domestic rubbish systems or directly where the fruit is consumed. Some fruit may be disposed of near host plants which may provide an opportunity for mealybugs to transfer to susceptible hosts in the vicinity.
- In general, mealybug crawlers (first instar nymphs) are the primary dispersal phase and are capable of active dispersal by crawling and passive dispersal by wind currents (Hely *et al.* 1982; Rohrbach *et al.* 1988). However, most species of Pseudococcidae are slow and sluggish (Howard *et al.* 2001). They do not visibly respond to disturbances, even when the plant part they are feeding on is excised (Howard *et al.* 2001).
- Generally, mealybugs survive for only a short time (approximately one day) without feeding (Osborne *et al.* 2005). Therefore, they will need to be discarded very close to suitable feeding host plant parts.
- Adult female mealybugs are wingless and can only crawl a few metres, restricting their ability to move from discarded fruit waste to a suitable host. However, they may be transported by attendant ant species (Williams 2004).
- Most *Dysmicoccus*, *Planococcus* and *Pseudococcus* species are polyphagous and attack a wide range of host plants from a number of plant families including fruit, nut, palm, forest and ornamental shade trees, flowering ornamental plants, ground covers and vegetables (see Appendix B). Host plants such as these are widely available in Australia.

*Dysmicoccus*, *Planococcus* and *Pseudococcus* species are capable of surviving storage and transport temperatures and may be discarded near suitable hosts. However, mealybugs will need to actively disperse to a suitable feeding host plant part. The short distance dispersal range of crawlers and adult females, their sluggish and slow behaviour, and the fact that they only survive a short time without feeding, support a likelihood estimate for distribution of 'moderate'.

### **Overall probability of entry (importation combined with distribution)**

The overall probability of entry is determined by combining the probabilities of importation and of distribution using the matrix of rules shown in Table 2.2.

The likelihood that *Dysmicoccus* sp., *Planococcus* sp. or *Pseudococcus* sp. will enter Australia as a result of trade in salacca fruit from Indonesia and be distributed in a viable state to a susceptible host has been assessed as: **Low**.

### 4.1.2 Probability of establishment and spread

Reliable biological information, such as life-cycle, host range and survival, is required to estimate the probability of establishment and spread. There is no other specific biological information available for assessing the establishment and spread of the unidentified *Dysmicoccus*, *Planococcus* and *Pseudococcus* species, apart from being reported on salacca fruit. Therefore, previous assessments for other mealybug species of the same genera are considered applicable as the morphological characteristics, taxonomy, behavioural characteristics and life-cycle are likely to be very similar.

Many species of *Dysmicoccus*, *Planococcus* and *Pseudococcus* have been assessed in previous pest risk analyses, such as apples from New Zealand (Biosecurity Australia 2006a), unshu mandarin from Japan (Biosecurity Australia 2009), stone fruit from USA (Biosecurity Australia 2010), mangosteen from Thailand (DAFF 2004a) and longan and lychee from China and Thailand (DAFF 2004b). Additionally, species of *Dysmicoccus*, *Planococcus* and *Pseudococcus* that are associated with palms (for example, *Planococcus lilacinus*, *P. minor* and *Pseudococcus cryptus*), and are the species that are most likely to be associated with salacca, have been considered in previous assessments (DAFF 2004c; Biosecurity Australia 2006b; Biosecurity Australia 2008; Biosecurity Australia 2009; DAFF 2012).

The ratings in these assessments for the probability of establishment and spread of *Dysmicoccus*, *Planococcus* or *Pseudococcus* species are consistently the same for all the assessed species. The ratings of the previous assessments are provided below:

Probability of establishment:           **High**

Probability of spread:                   **High**

It is considered that the probability of establishment and of spread for the unidentified species of *Dysmicoccus*, *Planococcus* and *Pseudococcus* would likely be the same as the species previously assessed. Plus, in the absence of specific information it is considered appropriate to take a conservative approach and the assessment of the probability of establishment and spread of 'high' is appropriate for the unidentified *Dysmicoccus*, *Planococcus* and *Pseudococcus* species.

### 4.1.3 Overall probability of entry, establishment and spread

The overall probability of entry, establishment and spread is determined by combining the probability of entry, of establishment and of spread using the matrix of rules shown in Table 2.2.

The likelihood that *Dysmicoccus* sp., *Planococcus* sp. or *Pseudococcus* sp. will enter Australia as a result of trade in salacca from Indonesia, be distributed in a viable state to a susceptible host, establish in Australia and subsequently spread within Australia has been assessed as: **Low**.

### 4.1.4 Consequences

In assessing the potential biological and economic consequences associated with the entry, establishment and spread of a pest, the direct and indirect pest effects are considered.

There is no other specific biological information available to assess the direct and indirect pest effects of the unidentified *Dysmicoccus*, *Planococcus* and *Pseudococcus* species, apart from being reported on salacca fruit. Therefore, previous assessments for other mealybug species of the same genera are considered applicable as the morphological characteristics, taxonomy, behavioural characteristics, and life-cycle are likely to be very similar.

Many species of *Dysmicoccus*, *Planococcus* and *Pseudococcus* have been assessed in previous pest risk analyses, such as in apples from New Zealand (Biosecurity Australia 2006a), unshu mandarin from Japan (Biosecurity Australia 2009), stone fruit from USA (Biosecurity Australia 2010), mangosteen from Thailand (DAFF 2004a) and longan and lychee from China and Thailand (DAFF 2004b). Additionally, species of *Dysmicoccus*, *Planococcus* and *Pseudococcus* that are associated with palms (for example, *Planococcus lilacinus*, *P. minor* and *Pseudococcus cryptus*), and are the species that are most likely to be associated with salacca, have been considered in previous assessments (DAFF 2004c; Biosecurity Australia 2006b; Biosecurity Australia 2008; Biosecurity Australia 2009; DAFF 2012).

In these assessments, the overall consequence has consistently been assessed as 'low' for all *Dysmicoccus*, *Planococcus* and *Pseudococcus* species. The impact scores of the potential economic consequence of *Dysmicoccus*, *Planococcus* or *Pseudococcus* species entering, establishing and spreading in Australia are also similar. There are some minor differences in the impact score ratings but this does not affect the overall consequence rating. In the absence of specific information, it is considered appropriate to take a conservative approach, and the adoption of the highest impact score ratings for *Dysmicoccus*, *Planococcus* and *Pseudococcus* species is appropriate for this assessment. The highest impact score ratings for *Dysmicoccus*, *Planococcus* and *Pseudococcus* species are provided below:

Plant life or health	<b>D</b>
Any other aspects of the environment	<b>C</b>
Eradication, control, etc.	<b>D</b>
Domestic trade	<b>D</b>
International trade	<b>D</b>
Environment	<b>B</b>

It is considered that the overall economic consequences of the unidentified *Dysmicoccus*, *Planococcus* and *Pseudococcus* species would be the same as previously assessed for other species. Therefore, the overall consequence for the unidentified *Dysmicoccus*, *Planococcus* and *Pseudococcus* species are estimated to be **Low**.

#### 4.1.5 Unrestricted risk estimate

Unrestricted risk is the result of combining the probability of entry, establishment and spread with the estimate of consequences. Probabilities and consequences are combined using the risk estimation matrix shown in Table 2.5.



Unrestricted risk estimate for <i>Dysmicoccus</i> sp., <i>Planococcus</i> sp. and <i>Pseudococcus</i> sp.	
Overall probability of entry, establishment and spread	Low
Consequences	Low
Unrestricted risk	Very Low

As indicated, the unrestricted risk estimate for *Dysmicoccus* sp., *Planococcus* sp. and *Pseudococcus* sp. has been assessed as 'very low', which achieves Australia's ALOP. Therefore, no specific risk management measures are required for these pests.

## 4.2 Oil palm bunch rot

### *Marasmius palmivorus*

The fungus *Marasmius palmivorus* belongs to the family Marasmiaceae. It is an important disease of oil palms, coconut palms and rubber trees, causing fruit bunch rot of oil palms (Holliday 1980); leaf, bud and embryo rot of coconuts (CABI 2013); and white fan blight on the trunk of rubber trees (Sharples 1936).

Reports of *M. palmivorus* on salacca fruit in Indonesia are unknown. However, it has been known to cause fruit bunch rot in salacca in Thailand (Pinitpaitoon 2003). In Indonesia, the pathogen has only been reported to cause flower wilt of salacca (Kusumo 1995; Sukewijaya *et al.* 2009), and reports of salacca fruit rot caused by *M. palmivorus* are absent.

It should be noted that the principal salacca species commercially grown in Thailand (*Salacca wallichiana*) and Indonesia (*S. zalacca*) are different. Pinitpaitoon's (2003) study was conducted on *S. wallichiana* 'Nern Wong', which may explain the different observation to those made in Indonesia.

*Marasmius palmivorus* is primarily a saprophytic fungus that grows on rotting organic material of host plants. However, under certain conditions the ecological status can change and the fungus will invade living tissue (Turner 1981). It is thought that in cases where high inoculum loads are present, the fungus may be pathogenic on fruit (Turner 1981). The amount of inoculum required to induce infection is not known. However, infection by a small amount of spores or mycelium is unlikely (Turner 1981). In oil palms, the most common inoculum source is a fruit bunch that has failed to develop or has been left to rot on the palm after maturity (Turner 1981; CABI 2013). At this stage, the mycelium spreads to other parts of the palm, including healthy fruit bunches, inflorescences, leaf bases and the fronds immediately behind the fruit bunches (Holliday 1980; Turner 1981). Removing potential infection foci, such as rotting bunches and dead inflorescences, is important in preventing the pathogenicity of the fungus and slows down the spread of the disease (Turner 1965).

In the early stages of infection of oil palms, whitish to pinkish-white mycelium extends over the surface of young fruit bunches, affecting only the tissues between the individual fruits (Turner 1981). In the later stages of infection, the fungus penetrates the flesh causing the fruit to rot (Turner 1981). Similarly, symptoms of an early infection on salacca are the presence of dense pinkish-white mycelium covering the fruit surface. As the infection progresses the fruit skin becomes black and soft, followed by brown wet rot on the flesh that is clearly defined from the healthy tissue (Pinitpaitoon 2003).

The fungus spreads by mycelium, rhizomorphs or spores (Turner 1981; CABI 2013). A single spore germinates into mycelium. Sometimes a large number of mycelia grow closely, interwoven to form structures called rhizomorphs. Two compatible mycelia join to give rise to spore-bearing fruiting bodies (sporophores). When the mycelium of *M. palmivorus* has extensively colonised the inoculum source, it produces large numbers of sporophores (Turner 1981). On *S. wallichiana*, these have been described as delicate and mushroom-like with a straight stalk of 2.0–2.5 centimetres in length and a cap of approximately 2.0–4.0 centimetres in diameter (Pinitpaitoon 2003). On oil palm, size and appearance of sporophores are influenced by weather conditions. In wet conditions they are white in

colour with a cap diameter of 2.5–7.5 centimetres and a stalk length of 2.5–3.5 centimetres. Under drier and unfavourable conditions, sporophores are still produced. However, they are pinkish in colour with a smaller cap diameter of 1–2 centimetres and a proportionally shorter stalk length (Turner 1981).

*Marasmius palmivorus* favours periods of wet weather with prolonged moist conditions for development (Turner 1981). Other factors such as inadequate pollination, restricted pollen movement, high density planting, and high humidity generated from a dense canopy cover, increases the presence of *Marasmius palmivorus* (Turner 1981).

The risk scenario of concern for *Marasmius palmivorus* is that the fungus may be present on imported salacca fruit.

#### 4.2.1 Probability of entry

The probability of entry is considered in two parts, the probability of importation and the probability of distribution, which consider pre-border and post-border issues, respectively.

##### Probability of importation

The likelihood that *M. palmivorus* will arrive in Australia with the importation of fresh salacca fruit from Indonesia is: **Very low**.

Supporting information for this assessment is provided below:

- *Marasmius palmivorus* is a saprophytic fungus common in tropical forests (Holliday 1980) on hosts such as oil palm, coconut, rubber and salacca (Pinitpaitoon 2003; CABI 2013). It is reported from only a few countries, including Indonesia (Turner 1981; CABI 2013).
- *Marasmius palmivorus* infects all growing stages of *Salacca wallichiana* in Thailand (Pinitpaitoon 2003). However, in Indonesia it is reported to affect the inflorescences of *S. zalacca* (Kusumo 1995; Lestari 2005) but has not been observed affecting the fruit.
- Symptoms of *M. palmivorus* on salacca fruit would be obvious (Lestari 2005; Sukewijaya *et al.* 2009). Early infection is characterised by the appearance of white or pink mycelium growing over the surface of developing fruit bunches (Pinitpaitoon 2003).
- As the infection progresses, the fruit skin becomes black and soft, followed by brown wet rot on the flesh that is clearly defined from the healthy tissue (Pinitpaitoon 2003). Fruit showing these symptoms would be obvious and removed during harvesting and packing processes.
- Sporophores are clearly visible and affected fruit would be removed during cultivation, harvesting and processing.
- Indonesia has stated that all export salacca fruit are produced in accordance with Indonesia's farm certification scheme for Good Agriculture Practices (GAP). This program ensures export fruit are produced following the guidelines developed for farm management (i.e. cultivation, orchard hygiene, and harvesting practices), and pest monitoring and surveillance. The prevalence of the fungus will be limited in salacca orchards operating under GAP. Fruit, foliage and inflorescences colonised by the fungus would be removed during pest monitoring and inspection. Additionally, potential

infection foci such as dead material and fruit bunches that have aborted development or are poorly pollinated would be removed during orchard sanitation.

- Fruit are harvested by individually separating the fruit from the bunch. Any fruit showing symptoms of the disease, e.g. mycelium, fruiting bodies, rot are likely to be culled at this point.
- Harvested fruit are inspected, sorted, graded and culled firstly at the collection house and again at the packing house. Fruit showing symptoms of the disease would be removed during these processes.
- During processing and packing, salacca fruit are first manually cleaned with a brush and then thoroughly cleaned with mechanical brushes. This process would likely remove spores or mycelium present on the surface of the fruit.

*Marasmius palmivorus* is present in Indonesia on salacca, but it affects the flowers and not the fruit. Although *M. palmivorus* affects salacca fruit in Thailand, the salacca species affected is different to the species commercially grown in Indonesia. The unlikely association of *M. palmivorus* with the fruit of salacca species grown in Indonesia, as well as the fact that mycelium and sporophores are easily detected and likely to be removed during farm cultivation practices, harvesting and packing procedures all support a likelihood estimate for importation of 'very low'.

### Probability of distribution

The likelihood that *M. palmivorus* will be distributed within Australia in a viable state as a result of the processing, sale or disposal of salacca fruit from Indonesia and subsequently transfer to a susceptible part of a host is: **Low**.

Supporting information for this assessment is provided below:

- Salacca fruit may be distributed throughout Australia for retail sale, as the intended use of the commodity is human consumption. Mycelium may remain on the surface of the fruit during distribution via wholesale or retail sale. Waste material would be generated.
- Salacca fruit with any obvious symptoms of infection would be unmarketable and unlikely to be sold. Infected fruit are likely to be disposed of in municipal tips, posing little risk of exposure to a suitable host. However, fruit with only minor symptoms, could still be distributed for sale.
- Consumer generated waste could result in small quantities of fruit waste being discarded in urban, rural and natural localities including domestic composts, along roadsides or in other environments. There is some potential for consumer waste to be disposed of in environments which may provide an opportunity for the pathogen to develop and spread.
- *Marasmius palmivorus* prefers periods of wet weather with prolonged moist conditions and high humidity for development (Turner 1965). Low rainfall, cold temperatures or dry weather conditions are less favourable for disease development (Pinitpaitoon 2003). Climatic conditions suitable for *M. palmivorus* to develop may exist in the tropical regions of northern Australia.

- Natural dispersal of the fungus occurs via spores or through the spread of mycelia from diseased to healthy plant material, once it has reached a suitable inoculum level (Turner 1965).
- *Marasmius palmivorus* is primarily saprophytic, living on dead and decaying plant material (Turner 1965). Such material may be present where the infected fruit is discarded.
- The fungus becomes infective when it has colonised a large mass of dead or decomposing plant material (Turner 1965). At this stage the status of the fungus is pathogenetic (Turner 1965), enabling the fungus to disperse to receptive host tissue. Although it is unclear in the literature what the minimum inoculum load is required for infection, it is considered that the quantity of inoculum is important and infection by spores or a small amount of mycelium is unlikely (Turner 1981).
- Oil palms, coconuts and rubber are the primary hosts of *M. palmivorus* (Turner 1965; CABI 2013). Hosts of *M. palmivorus* are limited in distribution to the tropical and subtropical areas of Australia.

The possibility that *M. palmivorus* may enter the environment via association with discarded fruit and wind dispersed spores or mycelium spread, moderated by the limited inoculum quantity on fruit waste and the limited availability of receptive hosts and climatic conditions suitable for development, support a likelihood estimate for distribution of 'low'.

#### **Overall probability of entry (importation combined with distribution)**

The overall probability of entry is determined by combining the probabilities of importation and of distribution using the matrix of rules shown in Table 2.2.

The likelihood that *M. palmivorus* will enter Australia as a result of trade in salacca fruit from Indonesia and be distributed in a viable state to a susceptible host is: **Very low**.

#### **4.2.2 Probability of establishment**

The likelihood that *M. palmivorus* will establish within Australia based on a comparison of factors in the source and destination areas that affect pest survival and reproduction is: **High**.

Supporting information for this assessment is provided below:

- The primary hosts of *M. palmivorus* are oil palms, coconuts and rubber (Holliday 1980). Host plants are present in the tropical and subtropical regions of Australia. However, the limited distribution of hosts decreases the probability of the pathogen being able to establish in other regions of Australia.
- *Marasmius palmivorus* is saprophytic and it is possible that it may survive and spread as mycelium on decaying material from plants other than the recorded host species (CABI 2013).
- Sporophores are produced following extensive colonisation of the fungus. The fruiting bodies of *M. palmivorus* shrivel in dry weather, but are capable of revival when the weather conditions become favourable.

- The development of *M. palmivorus* is favoured by periods of wet weather with prolonged moist conditions and high humidity (Turner 1965). Climatic conditions within the tropical and subtropical regions of Australia would be favourable for the establishment of *M. palmivorus*.

Suitability of the Australian environment, the saprophytic nature of the pathogen possibility on other hosts and the presence of some suitable hosts support a likelihood estimate for establishment of 'high'.

### 4.2.3 Probability of spread

The likelihood that *M. palmivorus* will spread within Australia, based on a comparison of factors in the source and destination areas that affect the expansion of the geographic distribution of the pest is: **High**.

Supporting information for this assessment is provided below:

- Natural spread of *M. palmivorus* is by mycelium, rhizomorphs or spores (CABI 2013).
- *Marasmius palmivorus* spores are dispersed to a suitable host by wind (Turner 1965).
- Sporophores are produced following extensive colonisation of the fungus. The development of *M. palmivorus* is favoured by periods of wet weather with prolonged moist conditions and high humidity (Turner 1965; Pinitpaitoon 2003). Suitable climatic conditions exist in areas of Australia suggesting that *M. palmivorus* has the potential to spread in Australia.
- *Marasmius palmivorus* is primarily saprophytic, living on dead and moist decaying plant material (Turner 1965). *Marasmius palmivorus* can grow vigorously in these sites and produce fruiting bodies (Turner 1981) under favourable climatic conditions, aiding in the spread of the fungus.
- *Marasmius palmivorus* becomes pathogenic after it has colonised a suitable substrate and has attained a certain inoculum potential (Turner 1965). The large volume of colonised material provides a sufficiently large reserve to increase the inoculum potential of the fungus so that it can spread from the infection source to healthy plant material.
- *Marasmius palmivorus* is known to infect oil palms, coconut and rubber. Minor hosts include cacao, tea, and coffee (Holliday 1980). Host plants are present in the tropical and subtropical regions of Australia.

Suitable climatic conditions required for germination, long and short range dispersal mechanisms, host availability as well as the ability for *M. palmivorus* to persist in saprophytic form, support a likelihood estimate of spread of 'high'.

### 4.2.4 Overall probability of entry, establishment and spread

The overall probability of entry, establishment and spread is determined by combining the probabilities of entry, of establishment and of spread using the matrix of 'rules' are shown in Table 2.2.

The likelihood that *M. palmivorus* will enter Australia as a result of trade in salacca fruit from Indonesia, be distributed in a viable state to a susceptible host, establish in Australia and subsequently spread within Australia is: **Very low**.

#### 4.2.5 Consequences

The consequences of the establishment of *M. palmivorus* in Australia have been estimated according to the methods described in Table 2.3.

Based on the decision rules described in Table 2.4, that is, where the consequences of a pest with respect to one or more criteria are 'C', the overall consequences are estimated to be **Very low**.

Reasoning for these ratings is provided below:

Criterion	Estimate and rationale
<b>Direct</b>	
Plant life or health	<p><b>C – Minor significance at the district level:</b></p> <ul style="list-style-type: none"> <li>Marasmius palmivorus is an economically important disease of oil palm and coconut. It causes fruit bunch rot of oil palms and leaf, bud and embryo rot of coconuts (CABI 2013). Embryo and shoot rot disease of coconut is a persistent problem in germinating beds, sometimes causing significant losses. In Malaysia, incidents of 20-30 per cent of freshly picked coconuts contaminated with the fungus have been recorded (Tey and Chan 1978).</li> <li>It also causes the rare infection known as white fan blight on the trunks of rubber trees (CABI 2013).</li> <li>Australia does not have a significant oil palm, coconut or rubber industry.</li> <li>The pathogen only causes serious damage in areas with poor horticulture practices resulting in abundance of potential infection foci where appropriate climatic conditions stimulate development.</li> <li><i>Marasmius palmivorus</i> requires periods of wet weather with prolonged moist conditions and high humidity for development (Turner 1965). Plants grown in drier and hotter climates are unlikely to be affected.</li> </ul>
Other aspects of the environment	<p><b>A – Indiscernible at the local level:</b></p> <ul style="list-style-type: none"> <li>There are no known direct consequences of <i>M. palmivorus</i> on other aspects of the environment.</li> </ul>
<b>Indirect</b>	
Eradication, control etc.	<p><b>C – Minor significance at the district level:</b></p> <ul style="list-style-type: none"> <li>Because <i>M. palmivorus</i> is saprophytic, a much wider host range than what is recorded may be possible (Turner 1965). If this is the case, then complete eradication of the fungus is likely to be difficult.</li> <li>The pathogen causes serious damage to known host plants in areas where poor horticulture practices are observed. If good agricultural practices are observed then additional control measures and the cost associated with this may be minimal</li> <li>Several fungicides are effective against <i>M. palmivorus</i>. However, chemical control is not usually necessary under good field management practices. Adequate control can usually be obtained through the removal of potential infection foci, such as rotting fruit bunches, dead male inflorescences, poorly pollinated bunches, rotting material from the crown, and large frond bases close to the crown (Turner 1965).</li> <li>In oil palms, fungicides can be used to treat partially infected fruit bunches so that they can continue developing and mature normally (Turner 1965), preventing the need to remove the bunch completely.</li> </ul>
Domestic trade	<p><b>B – Minor significance at the local level:</b></p> <ul style="list-style-type: none"> <li>If <i>M. palmivorus</i> became established in the production areas of potential host commodities some losses may occur if restrictions are placed on domestic trade. These restrictions may lead to loss of markets.</li> </ul>
International trade	<p><b>B – Minor significance at the local level:</b></p> <ul style="list-style-type: none"> <li>The presence of <i>M. palmivorus</i> in areas where potential host commodities are produced may limit access to overseas markets where the pathogen is not present. While production of commercial hosts is small in Australia, it could be more difficult for Australia to access international markets where quarantine restrictions may be in place for this pathogen.</li> </ul>
Environmental and non-commercial	<p><b>B – Minor significance at the local level:</b></p> <ul style="list-style-type: none"> <li>Additional fungicide applications or other control measures may be required to control this pathogen on susceptible hosts. This may have a minor impact on the environment.</li> </ul>

#### 4.2.6 Unrestricted risk estimate

Unrestricted risk is the result of combining the probability of entry, establishment and spread with the estimate of consequences. Probabilities and consequences are combined using the risk estimation matrix shown in Table 2.5.

Unrestricted risk estimate for <i>M. palmivorus</i>	
Overall probability of entry, establishment and spread	Very low
Consequences	Very low
Unrestricted risk	Negligible

As indicated, the unrestricted risk estimate for *M. palmivorus* has been assessed as 'negligible', which achieves Australia's ALOP. Therefore, no specific risk management measures are required for this pest.



### 4.3 Pest risk assessment conclusions

#### Key to Table 4.2 (starting next page)

#### Likelihoods for entry, establishment and spread

N negligible

EL extremely low

VL very low

L low

M moderate

H high

P[EES] overall probability of entry, establishment and spread

#### Assessment of consequences from pest entry, establishment and spread

PLH plant life or health

OE other aspects of the environment

EC eradication, control etc.

DT domestic trade

IT international trade

ENC environmental and non-commercial

A-G consequence impact scores are detailed in section 2.2.3

A Indiscernible at the local level

B Minor significance at the local level

C Significant at the local level

D Significant at the district level

E Significant at the regional level

F Significant at the national level

G Major significance at the national level

URE unrestricted risk estimate. This is expressed on an ascending scale from negligible to extreme.

**Table 4.2 Summary of unrestricted risk estimates for quarantine pests associated with fresh salacca fruit from Indonesia**

Pest name	Likelihood of						Consequences						URE	
	Entry			Establishment	Spread	P[EES]	Direct		Indirect			Overall		
	Importation	Distribution	Overall				PLH	OE	EC	DT	IT			ENC
<b>Mealybugs [Hemiptera: Pseudococcidae]</b>														
<i>Dysmicoccus</i> sp.	Moderate	Moderate	Low	High	High	Low	D	C	D	D	D	B	Low	<b>Very low</b>
<i>Planococcus</i> sp.	Moderate	Moderate	Low	High	High	Low	D	C	D	D	D	B	Low	<b>Very low</b>
<i>Pseudococcus</i> sp.	Moderate	Moderate	Low	High	High	Low	D	C	D	D	D	B	Low	<b>Very low</b>
<b>Oil palm bunch rot [Agaricales: Marasmiaceae]</b>														
<i>Marasmius palmivorus</i>	Very low	Low	Very low	High	High	Very low	C	A	C	B	B	B	Very low	<b>Negligible</b>

## 5 Pest risk management

---

This chapter provides information on the management of quarantine pests and the operational procedures for the maintenance and verification of the phytosanitary status for fresh salacca fruit from Indonesia.

### 5.1 Pest risk management measures and phytosanitary procedures

Quarantine pests associated with fresh salacca fruit from Indonesia are identified in the pest categorisation process (Appendix A). An assessment of the risks associated with these pests is presented in Chapter 4.

Pest risk management evaluates and selects options for measures to reduce the risk of entry, establishment or spread of quarantine pests for Australia where they have been assessed to have an unrestricted risk above Australia's ALOP. In calculating the unrestricted risk, existing commercial production practices in Indonesia have been considered, as have post-harvest procedures and the packing of fruit.

The conclusion from the pest risk assessments is that the unrestricted risk estimate for all four quarantine pests achieves Australia's ALOP.

The Australian Department of Agriculture considers that Indonesia's existing commercial production practices (pre-harvest, harvest and post-harvest practices) for the production of fresh salacca fruit for export, and a system of operational procedures will provide an appropriate level of protection against the quarantine pests associated with the trade of fresh salacca fruit from Indonesia. The effectiveness of these practices and procedures will be verified by the Australian Department of Agriculture when consignments arrive in Australia.

Indonesia has proposed the following general framework for the management of pests and procedures for production of salacca fruit for export to Australia (IAQA 2011; IAQA 2013a).

- **Legislation:** Salacca is to be produced for export to Australia in accordance with Indonesia's farm certification scheme for Good Agriculture Practices (GAP) with specific Standard Operating Procedures (SOP).
- **Registration:** As part of the GAP requirement, salacca fruit for export to Australia must originate from orchards and packing houses registered with and audited by the national/provincial competent authority. The registered list is to be maintained by IAQA.
- **Packing house management:** A sanitation program must be carried out in packing houses to ensure they are kept clean. The waste fruit must be collected and disposed of regularly. The processing line must be specifically used to grade export fruit from registered orchards. Fruit that does not meet Australia's requirements must not be processed (cleaned and packed) at the same time as fruit processed for export to Australia. IAQA officers or IAQA accredited personnel will ensure that all fruit packed for Australia are undamaged and free from any pests, soil, parts of plant (leaves, stems/branches), and other plant debris.

- **Packaging and labelling:** New and clean packaging (for example cartons or plastic crates) must be used for packing fruit. Plant-derived packing materials must not be used, including during the harvesting of fruit. For the convenience of tracing the origin of any problem, all cartons/crates must be labelled 'For Australia', with the reference code and name of packing house, lot number, number of cartons/crates in each lot, commodity name and packing date.
- **Storage and transport:** The quarantine integrity of export fruit to Australia must be maintained during storage and movement. The storage facilities should be clean and hygienic. Fruit for export to Australia must be stored in a separate room from fruit destined for other export markets and the domestic market. Fruit must be maintained under secure conditions during storage and movement to prevent contamination or pest re-infestation.
- **Pre-export inspection and certification:** IAQA will conduct the phytosanitary inspection and, if the consignment meets the requirements outlined below, issue a phytosanitary certificate.

The Australian Department of Agriculture has considered the components of Indonesia's proposed general framework. Departmental officers have also visited salacca production areas in Indonesia and observed, collected and assessed information related to the framework proposed by Indonesia for registration and management of orchards and packing houses, pest management, storage and transport.

## **5.2 Operational system for the maintenance and verification of phytosanitary status**

A system of operational procedures is necessary to ensure that the phytosanitary status of salacca fruit from Indonesia is maintained and verified during the process of production and export to Australia. This is to ensure that the proposed production, harvest and packing procedures have been met and maintained.

### **5.2.1 Registration of export orchards by IAQA**

The objectives of this recommended procedure are to ensure that salacca fruit is sourced from registered export orchards producing export quality fruit, as the pest risk assessment is based on existing commercial production practices.

It is recommended that participating export orchards be registered and audited by the national/provincial competent authority once per year. IAQA is to maintain a current list of registered orchards in order to facilitate trace-back of any consignment.

### **5.2.2 Registration of packing house and auditing of procedures**

The objectives of this recommended procedure are to ensure that:

- salacca fruit is packed only in registered packing houses, processing export quality fruit sourced from registered orchards, as the pest risk assessments are based on existing commercial packing procedures.

- references to the packing house (by registration number or reference code) are clearly stated on cartons destined for export of salacca fruit to Australia for trace-back and auditing purposes.

It is recommended that packing houses be registered and audited by the national/provincial competent authority once per year. IAQA must maintain the list of registered packing houses. This list must be maintained as current by IAQA in order to facilitate trace-back of any consignment.

Packing houses will be required to have a system in place identifying where the fruit was sourced from (collection house and individual orchards) with a unique registration number or reference code. Packing house will also need to ensure that only fruit from orchards registered for export to Australia is processed and packed for Australia.

### 5.2.3 Packaging and labelling

The objectives of this recommended procedure are to ensure that:

- salacca fruit proposed for export to Australia and all associated packaging is not contaminated by quarantine pests or regulated articles
  - regulated articles are any items other than salacca. Regulated articles may include plant, plant product, soil and any other organisms, object or material capable of harbouring or spreading pests, deemed to require phytosanitary measures, particularly where international transportation is involved
  - in this report, salacca is defined as individual fruit which is covered with regularly arranged scales that encase the flesh and seeds, but not other plant parts (section 1.2.2)
- unprocessed packing material (which may vector pests not identified as being on the pathway and pests not known to be associated with salacca fruit) is not imported with fresh salacca fruit
- any wood material (for example pallets) used as part of the packaging of fresh salacca fruit complies with the Australian Department of Agriculture conditions for wood packaging (refer to the Australian Department of Agriculture publication '[Cargo Containers: Quarantine aspects and procedures](#)').
- secure packaging (for example insect proof fruit packaging) is used during storage and transport to maintain the quarantine security of goods arriving in Australia
- cartons of packaged salacca fruit are labelled with the packing house name and reference code for the purpose of trace-back
- the phytosanitary status of the fruit must be clearly identified.

### 5.2.4 Specific conditions for storage and movement

The objectives of this recommended procedure are to ensure that:

- fresh salacca fruit for export to Australia that has been inspected is kept secure and segregated at all times from any fruit for domestic or other markets, to prevent mixing or cross-contamination

- the quarantine integrity of the commodity during storage and movement is maintained.

### 5.2.5 Freedom from trash

All salacca fruit must be free from trash (for example, stem and leaf material, seeds, soil, animal matter/parts or other extraneous material) and foreign matter. Freedom from trash will be confirmed by the inspection procedures. Export lots or consignments found to contain trash or foreign matter should be withdrawn from export unless approved remedial action is available and applied to the export consignment and then re-inspected.

### 5.2.6 Pre-export phytosanitary inspection and certification by IAQA

The objectives of this recommended procedure are to ensure that:

- all consignments have been inspected for all visually detectable quarantine pests and other regulated articles at a standard 600 unit sampling rate or equivalent per phytosanitary certificate
- an international phytosanitary certificate (IPC) is issued for each consignment upon completion of pre-export inspection to verify that the relevant measures have been undertaken offshore
- each IPC includes:
  - a description of the consignment (including orchard registration number or reference code and packing house details)
 and
  - an additional declaration that *'The fruit in this consignment has been produced in Indonesia in accordance with the conditions governing entry of fresh salacca fruit to Australia and inspected and found free of quarantine pests'*.

### 5.2.7 On-arrival verification by the Australian Department of Agriculture

The objectives of this recommended procedure are to ensure that:

- consignments comply with Australian import requirements
- consignments are as described on the phytosanitary certificate and quarantine integrity has been maintained.

### 5.2.8 Remedial action(s) for non-compliance

The objectives of remedial action(s) for non-compliance are to ensure that:

- any quarantine risk is addressed by remedial action, as appropriate
- non-compliance with import requirements is addressed, as appropriate.

Any consignment that fails to meet Australia's import conditions will be subject to a suitable remedial treatment, if one is available, re-exported from Australia, or destroyed.

Separate to the corrective measures mentioned above, there may be other actions necessary depending on the specific pest intercepted and the agreed risk management strategy put in place against that pest.

Depending on the nature of a pest interception, if product fails when inspected, the importation from the relevant packing houses and/or orchard may be suspended. The suspended packing houses and/or orchards will be re-instated once IAQA has confirmed that appropriate corrective action has been taken.

If product repeatedly fails inspection, then the Australian Department of Agriculture reserves the right to suspend the export program and conduct an audit of the production and export systems. The program will recommence only when the Australian Department of Agriculture is satisfied that appropriate corrective action has been taken.

### **5.3 Uncategorized pests**

If an organism, including contaminant pests/pathogens, that has not been categorised is detected on fresh salacca fruit either in Indonesia or on-arrival in Australia, it will require assessment by the Australian Department of Agriculture to determine its quarantine status and whether phytosanitary action is required. Assessment is also required if the detected species was categorised as not likely to be on the import pathway. If the detected species was categorised as on the pathway but assessed as having an unrestricted risk that achieves Australia's ALOP due to the rating for likelihood of importation, then it would require reassessment. The detection of any pests of quarantine concern not already identified in the analysis may result in remedial action and/or temporary suspension of trade while a review is conducted to ensure that existing measures continue to provide the appropriate level of protection for Australia.

### **5.4 Review of policy**

The Australian Department of Agriculture reserves the right to review the import policy after the first year of trade or when there is reason to believe that the pest or phytosanitary status in Indonesia has changed.

IAQA must inform the Australian Department of Agriculture immediately on detection in Indonesia of any new pests of salacca that are of potential quarantine concern to Australia or of a significant change in the application of existing commercial practices considered in this report.

### **5.5 Meeting Australia's food standards**

Imported food for human consumption must satisfy Australia's food standards. Australian law requires that all food, including imported food, meets the standards set out in the Australia New Zealand Food Standards Code (hereafter referred to as 'the Code'). Food Standards Australia New Zealand (FSANZ) is responsible for developing and maintaining the Code, including Standard 1.4.2, maximum residue limits (MRLs), available on the [ComLaw](#) website. The standards apply to all food in Australia, irrespective of whether it is grown domestically or imported.

If a specific chemical is used on imported foods to control pests and diseases, then any resulting residues must not exceed the specific MRLs in Standard 1.4.2 of the Code for that food.

If there is no MRL listed in the Code for a specific food (or a composite, processed food), then there must be no detectable residues in that specific food.

Where an exporting country uses a chemical for which there is no current listed Australian MRL, there are mechanisms to consider establishing an Australian MRL by harmonising with an MRL established by the Codex Alimentarius Commission (Codex) or by a regulatory authority in a recognised jurisdiction. The mechanisms include applications, submissions or consideration as part of a FSANZ proposal to vary the Code. The application process, including the explanation of establishment of MRLs in Australia, is described at the [Food Standards Australia New Zealand](#) website.



## **6 Conclusion**

---

The findings of this provisional final import risk analysis report for fresh salacca fruit from Indonesian are based on a comprehensive scientific analysis of relevant literature.

The Australian Department of Agriculture considers that Indonesia's existing commercial production practices, (pre-harvest, harvest, and post-harvest practices) for the production of fresh salacca fruit for export, as well as Indonesia's proposed general framework for the management of pest and procedures, and a system of operational procedures to ensure that quarantine standards are met, will provide an appropriate level of protection against the quarantine pests associated with the trade of fresh salacca fruit from Indonesia.

## Appendix A Initiation and categorisation for pests of fresh salacca fruit from Indonesia

The steps in the initiation and categorisation processes are considered sequentially, with the assessment terminating at 'Yes' for column 3 (except for pests that are present, but under official control and/or pests of regional concern) or the first 'No' for columns 4, 5 or 6.

Details of the method used in this risk analysis are given in Chapter 2: Method for pest risk analysis.

This pest categorisation table does not represent a comprehensive list of all the pests associated with the entire plant of an imported commodity. Reference to soilborne nematodes, soilborne pathogens, wood borer pests, root pests or pathogens, and secondary pests have not been listed or have been deleted from the table, as they are not directly related to the export pathway of fresh salacca fruit and would be addressed by Australia's current approach to contaminating pests.

Pest	Present in Indonesia	Present in Australia	Potential to be on pathway	Potential for establishment and spread	Potential for economic consequences	Pest risk assessment required
<b>ARTHROPODS</b>						
<b>Order Coleoptera</b>						
<i>Adoretus sinicus</i> Burmeister, 1855 [Scarabaeidae] Chinese rose beetle	Yes (CABI 1981)	No records found	No Adults feed on salacca leaves (Furutani <i>et al.</i> 1995). Larvae live in the soil and feed on dead plant tissue (Mau and Martin Kessing 1991; McQuate and Jameson 2011).	Assessment not required	Assessment not required	No
<i>Callispa elegans</i> Baly, 1876 [Chrysomelidae] Leaf beetle	Yes (Staines 2011)	No records found	No <i>Callispa</i> adults and larvae feed on salacca leaves (Steiner 2001).	Assessment not required	Assessment not required	No
<i>Callispa pusilla</i> Gestro, 1896 [Chrysomelidae] Leaf beetle	Yes (Staines 2011)	No records found	No <i>Callispa</i> adults and larvae feed on salacca leaves (Steiner 2001).	Assessment not required	Assessment not required	No

Pest	Present in Indonesia	Present in Australia	Potential to be on pathway	Potential for establishment and spread	Potential for economic consequences	Pest risk assessment required
<i>Carpophilus</i> sp. [Nitidulidae] Dried-fruit beetles	Yes Various <i>Carpophilus</i> species are present in Indonesia (Kalshoven 1981)	Various <i>Carpophilus</i> species are present in Australia (Plant Health Australia 2001). However, <i>Carpophilus</i> species present in Indonesia may not be the same species present in Australia warranting further assessment.	No Primarily a pest of stored products (Kalshoven 1981), and associated with ripe, rotten and dried fruits (Leschen and Marris 2005). Some <i>Carpophilus</i> species are known to attack healthy fruit (Leschen and Marris 2005) but not salacca. No records have been found which associate <i>Carpophilus</i> sp. with salacca fruit.	Assessment not required	Assessment not required	No
<i>Holotrichia javana</i> Brenske, 1892 Synonym: <i>Phyllophaga javana</i> [Scarabaeidae] White grub	Yes (Kalshoven 1981)	No records found	No Adults feed on salacca leaves (Wardani and Sugiyarto 2009). Larvae attack roots, stems and bark of salacca (Maryati and Sugiyarto 2009).	Assessment not required	Assessment not required	No
<i>Lepidiota stigma</i> (Fabricius, 1798) [Scarabaeidae] Sugarcane white grub	Yes (Kalshoven 1981; IAQA 2011)	No records found	No Adults feed on salacca leaves (Sukewijaya <i>et al.</i> 2009). Larvae attack the roots of salacca (Sukewijaya <i>et al.</i> 2009).	Assessment not required	Assessment not required	No

Pest	Present in Indonesia	Present in Australia	Potential to be on pathway	Potential for establishment and spread	Potential for economic consequences	Pest risk assessment required
<i>Nodocnemus</i> sp. [Curculionidae]	Yes (Schuiling and Mogege 1991)	No records found	No A pollinating insect, associated with the flowers of salacca (Schuiling and Mogege 1991; Paull 2008). Although there are reports that <i>Nodocnemus</i> sp. can cause damage by boring into the young fruit bunches (Schuiling and Mogege 1991; Paull 2008), the larvae bore into the fruit stalk rather than the developing fruit (IAQA 2013, pers. comm., 19 April). The fruit are removed from the stalk during harvesting as salacca are imported as an individual fruit piece and not as a whole fruit bunch (which contains the stalk). Adults are attracted to decaying fruit but not sound undamaged fruit (IAQA 2013, pers. comm., 19 April).	Assessment not required	Assessment not required	No
<i>Omotemnus miniatocrinitus</i> Chevrolat, 1882 [Curculionidae]	Yes (Maddison 1993)	No records found	No Larvae tunnel into the top of the palm trunk (Schuiling and Mogege 1991). Adults attack rotting/overripe fruit (Tjahjadi 1989).	Assessment not required	Assessment not required	No
<i>Omotemnus serrirostris</i> Boheman, 1845 [Curculionidae]	Yes (Faust 1891)	No records found	No Larvae tunnel into the top of the palm trunk (Tjahjadi 1989; Schuiling and Mogege 1991).	Assessment not required	Assessment not required	No
<i>Pistisia inornata</i> (Gestro, 1892) Synonym: <i>Wallacea inornata</i> Gestro, 1892 [Chrysomelidae]	Yes (Staines 2011)	No records found	No Adults and larvae feed on salacca leaves (Steiner 2001).	Assessment not required	Assessment not required	No

Pest	Present in Indonesia	Present in Australia	Potential to be on pathway	Potential for establishment and spread	Potential for economic consequences	Pest risk assessment required
<i>Rhynchophorus ferrugineus</i> (Olivier, 1790) [Curculionidae] Red palm weevil	Yes (Kalshoven 1981; IAQA 2011)	No records found	No Eggs are laid in wounds along the trunk or in the crown (Kalshoven 1981; IAQA 2011). Larvae feed on the soft plant tissue in the crown, at the base of leaf petioles, within the upper part of the trunk, and in the bole of palms (Kalshoven 1981; EPPO 2008; IAQA 2011).	Assessment not required	Assessment not required	No
<i>Rhynchophorus palmarum</i> (Linnaeus, 1758) [Curculionidae] South American palm weevil	Yes (Mogea 1978)	No records found	No Adults are pollinators and feed on the nectar-like secretion in the basal part of flowers of salacca (Mogea 1978; Lestari 2005). Eggs are laid in or on the trunk near the crown (Molet <i>et al.</i> 2011), and larvae feed on the soft plant tissue in the palm crown (EPPO 2005).	Assessment not required	Assessment not required	No
<b>Order Hemiptera</b>						
<i>Astegopteryx nipae</i> (van der Goot, 1917) [Aphididae] Pemphigid aphid	Yes (Kalshoven 1981)	No records found	No Found on the leaves of palms, including salacca (Kalshoven 1981)	Assessment not required	Assessment not required	No
<i>Astegopteryx rappardi</i> Hille Ris Lambers, 1953 [Aphididae] Pemphigid aphid	Yes (Kalshoven 1981)	No records found	No Found on the leaves of palms, including salacca (Kalshoven 1981; Maddison 1993)	Assessment not required	Assessment not required	No
<i>Cerataphis lataniae</i> (Boisduval, 1867) Synonym: <i>Cerataphis palmae</i> Ghesquiere, 1934 [Aphididae] Palm aphid	Yes (Kalshoven 1981)	Yes NSW, Qld (CSIRO 2005) Not present in WA (Poole 2010)	No Found on the leaves of palms (Maddison 1993), including salacca (Essig 1956).	Assessment not required	Assessment not required	No

Pest	Present in Indonesia	Present in Australia	Potential to be on pathway	Potential for establishment and spread	Potential for economic consequences	Pest risk assessment required
<i>Dysmicoccus</i> sp. [Pseudococcidae]	Yes An unidentified <i>Dysmicoccus</i> was found on salacca fruit by the Australian Department of Agriculture during the verification visit to Indonesia of 15-19 April 2013.	Various species of <i>Dysmicoccus</i> are present in Australia (Plant Health Australia 2001). However, there are some <i>Dysmicoccus</i> species for example <i>D. lepellei</i> , and <i>D. finitimus</i> present in Indonesia but not in Australia therefore warranting further assessment.	Yes An unidentified <i>Dysmicoccus</i> was found on salacca fruit during the verification visit.	Yes <i>Dysmicoccus</i> spp. are polyphagous attacking a broad range of plant genera (Williams 2004). Susceptible hosts are freely available across Australia.	Yes Mealybugs feed on almost all parts of host plants, and have also been reported as disease vectors. (Williams 2004). Fruit quality can be reduced by the presence of secondary sooty mould. Several species of <i>Dysmicoccus</i> are considered economically important pests, causing significant damage to horticulture crops such as pineapple, banana and sugar cane (Williams 2004).	Yes
<i>Ischnaspis longirostris</i> (Signoret, 1882) [Diaspididae] Black thread scale	Yes (Kalshoven 1981)	Yes NT, Qld (Plant Health Australia 2001) Not present in WA (Poole 2010)	No Mainly found on the leaves of host plants (Kalshoven 1981; Maddison 1993) and occasionally on bark and fruit of palms (Howard <i>et al.</i> 2001; Watson 2005). No records have been found which associate <i>Ischnaspis longirostris</i> with salacca fruit.	Assessment not required	Assessment not required	No

Pest	Present in Indonesia	Present in Australia	Potential to be on pathway	Potential for establishment and spread	Potential for economic consequences	Pest risk assessment required
<i>Planococcus</i> sp. [Pseudococcidae]	Yes (Indonesian Ministry of Agriculture 2013)	Various species of <i>Planococcus</i> are present in Australia (Plant Health Australia 2001). However, there are some <i>Planococcus</i> species for example <i>P. dischidiae</i> present in Indonesia but not in Australia; and <i>P. minor</i> not in Western Australia therefore warranting further assessment.	Yes Associated with the aerial parts of host plants such as flowers, leaves, petioles and fruit (Kalshoven 1981; Indonesian Ministry of Agriculture 2013). Can be found on salacca fruit (Indonesian Ministry of Agriculture 2013).	Yes <i>Planococcus</i> spp. are polyphagous attacking a broad range of plant genera (Williams 2004). Susceptible hosts are freely available across Australia. Many species of mealybugs are considered invasive, rapidly becoming established when introduced into new areas (Miller <i>et al.</i> 2002).	Yes Mealybugs feed on almost all parts of host plants, and have also been reported as disease vectors (Williams 2004). Fruit quality can be reduced by the presence of secondary sooty mould. Several species of <i>Planococcus</i> are considered economically important pests. For example, <i>P. lilacinus</i> causes damage to important horticulture crops in southern Asia such as coffee, cocoa and lychee (Williams 2004).	Yes
<i>Pseudococcus</i> sp. [Pseudococcidae]	Yes (Indonesian Ministry of Agriculture 2012a)	Various species of <i>Pseudococcus</i> are present in Australia (Plant Health Australia 2001). However, there are some <i>Pseudococcus</i> species for example <i>P. cryptus</i> present in Indonesia but not in Australia therefore warranting further assessment.	Yes Mainly associated with the leaves of salacca plant. However, can be found on fruit during periods of heavy infestation (Indonesian Ministry of Agriculture 2012a).	Yes <i>Pseudococcus</i> spp. are polyphagous attacking a broad range of plant genera (Williams 2004). Susceptible hosts are freely available across Australia.	Yes Mealybugs feed on almost all parts of host plants, and have also been reported as disease vectors. (Williams 2004). Fruit quality can be reduced by the presence of secondary sooty mould. Several species of <i>Pseudococcus</i> are considered economically important pests on fruits and ornamentals from numerous countries (CABI 2013).	Yes
<i>Pseudococcus longispinus</i> (Targiono Tozzetti, 1867) [Pseudococcidae] Long tailed mealybug	Yes (Kalshoven 1981; Williams 2004)	Yes All states and territories (Plant Health Australia 2001; CSIRO 2005)	Assessment not required	Assessment not required	Assessment not required	No

Pest	Present in Indonesia	Present in Australia	Potential to be on pathway	Potential for establishment and spread	Potential for economic consequences	Pest risk assessment required
<i>Tolumnia</i> sp. [Pentatomidae]	Yes (Kalshoven 1981; Schuiling and Mogea 1991)	No records found	No Reported to feed on salacca palm but not to cause significant damage to the plant (Schuiling and Mogea 1991). <i>Tolumnia</i> spp. would not remain on the fruit during harvesting operations due to its size and flight behaviour.	Assessment not required	Assessment not required	No
<b>Order Hymenoptera</b>						
<i>Trigona</i> sp. [Apidae] Sugarbag bee, stingless bee	Yes (Mogea 1978; Rasmussen 2008)	Yes Various <i>Trigona</i> species are present in Australia (Plant Health Australia 2001). However, <i>Trigona</i> species present in Australia may not be the same species present in Indonesia, therefore warranting further assessment.	No A pollinator, found on the inflorescences of salacca plant (Mogea 1978).	Assessment not required	Assessment not required	No
<b>Order Lepidoptera</b>						
<i>Amathusia ochraceofusca ochraceofusca</i> Honrath, 1888 [Nymphalidae]	Yes (Cleary <i>et al.</i> 2004)	No records found	No Eggs are laid and larvae feed on the leaves of palms, including salacca (Steiner 2001).	Assessment not required	Assessment not required	No



Pest	Present in Indonesia	Present in Australia	Potential to be on pathway	Potential for establishment and spread	Potential for economic consequences	Pest risk assessment required
<i>Artona catoxantha</i> (Hampson, 1892) Synonym: <i>Brachartona catoxantha</i> Hampson, 1892; <i>Palmartona catoxantha</i> (Hampson) comb. n. [Zygaenidae] Coconut leaf moth	Yes (Kalshoven 1981; Howard <i>et al.</i> 2001)	Yes Only one female is known from Queensland (Tarmann eds 2004). It is likely that the species was introduced and is now extinct. However, <i>P. catoxantha</i> is a rare species and difficult to observe and small colonies may still exist somewhere on the coast of Queensland. It may also be possible that the specimen was mislabelled (Tarmann eds 2004).	No Adults are a pollinator and feed on the flowers of palms (Howard <i>et al.</i> 2001; CABI 2013). Eggs are laid in groups on the undersides of leaves and larvae feed on the leaves of host plants (Kalshoven 1981; CABI 2013), including salacca (Maddison 1993).	Assessment not required	Assessment not required	No
<i>Darna</i> sp. [Limacodidae]	Yes (Kalshoven 1981; Suharyanto 2009)	No records found	No Larvae feed on the leaves of palms (Kalshoven 1981; Howard <i>et al.</i> 2001), including salacca (Suharyanto 2009).	Assessment not required	Assessment not required	No
<i>Hidari irava</i> (Moore, 1858) [Hesperiidae] Coconut skipper	Yes (Kalshoven 1981)	No records found	No <i>Hidari</i> species reported on salacca plant (Schuiling and Mogeia 1991). Eggs are laid on palm fronds (Howard <i>et al.</i> 2001). The caterpillars live and feed on the fronds of palms (Lever 1979; Kalshoven 1981).	Assessment not required	Assessment not required	No
<i>Lotongus avesta</i> (Hewitson, 1868) [Hesperiidae]	Yes (Cleary <i>et al.</i> 2004)	No records found	No Eggs are laid and larvae feed on leaves of palms, including salacca (Steiner 2001).	Assessment not required	Assessment not required	No

Pest	Present in Indonesia	Present in Australia	Potential to be on pathway	Potential for establishment and spread	Potential for economic consequences	Pest risk assessment required
<i>Parasa lepida</i> (Cramer, 1799) [Limacodidae]	Yes (Kalshoven 1981)	No One record of a single adult collected from WA (Plant Health Australia 2001; Poole 2010) in 1920. However, it is likely that <i>P. lepida</i> did not establish as there has been no records since (Government of Western Australia 2013, pers. comm., 11 July).	No Eggs are laid and larvae feed on the leaves of palms (Kalshoven 1981; Howard <i>et al.</i> 2001), including salacca (Suharyanto 2009).	Assessment not required	Assessment not required	No
<i>Ploneta diducta</i> (Snellen, 1900) Synonym: <i>Darna diducta</i> [Limacodidae]	Yes (Kalshoven 1981)	No records found	No Larvae feed on leaves of palms (Kalshoven 1981).	Assessment not required	Assessment not required	No
<i>Setora</i> sp. (Walker, 1855) [Limacodidae]	Yes (Suharyanto 2009)	No records found	No Eggs are laid and larvae feed on the leaves of palms (Howard <i>et al.</i> 2001), including salacca (Suharyanto 2009).	Assessment not required	Assessment not required	No
<b>Order Orthoptera</b>						
<i>Sexava coriacea</i> (Linnaeus, 1758) [Tettigoniidae] Long-horned grasshopper	Yes (Kalshoven 1981)	No records found	No Feeds on leaves of palms, including salacca (Kalshoven 1981).	Assessment not required	Assessment not required	No
<i>Sexava karnyi</i> Leefmans, 1927 [Tettigoniidae]	Yes (Kalshoven 1981)	No records found	No Feeds on leaves of palms, including salacca (Kalshoven 1981).	Assessment not required	Assessment not required	No
<i>Sexava nubila</i> (Stål, 1874) [Tettigoniidae]	Yes (Kalshoven 1981)	No records found	No Feeds on leaves of palms, including salacca (Kalshoven 1981).	Assessment not required	Assessment not required	No

Pest	Present in Indonesia	Present in Australia	Potential to be on pathway	Potential for establishment and spread	Potential for economic consequences	Pest risk assessment required
<b>BACTERIA</b>						
<p><i>Pectobacterium carotovorum</i> subsp. <i>carotovorum</i> (Jones 1901) Hauben <i>et al.</i> 1999                      Synonym: <i>Erwinia carotovora</i> subsp. <i>carotovora</i> (Jones 1901) Bergey <i>et al.</i> 1923</p> <p>[Enterobacteriales: Enterobacteriaceae]</p> <p>Bacterial soft rot</p>	<p>Yes                      (Institut Pertanian Bogor 2011)</p>	<p>Yes                      NSW, Qld, Vic, WA, Tas (CABI 2013)</p>	<p>Assessment not required</p>	<p>Assessment not required</p>	<p>Assessment not required</p>	<p>No</p>

Pest	Present in Indonesia	Present in Australia	Potential to be on pathway	Potential for establishment and spread	Potential for economic consequences	Pest risk assessment required
<b>FUNGI</b>						
<i>Aspergillus</i> sp. [Eurotiales: Trichocomaceae]	Yes (Sukewijaya <i>et al.</i> 2009)	Many <i>Aspergillus</i> species are present in Australia (Plant Health Australia 2001).  However, <i>Aspergillus</i> species present in Indonesia may not be the same species present in Australia therefore warranting further assessment.	Yes Reported as causing fruit rot of salacca in association with <i>Thielaviopsis paradoxa</i> and <i>Fusarium</i> sp. (Mahfud <i>et al.</i> in Lestari 2005; Sukewijaya <i>et al.</i> 2009. However, it is likely that <i>T. paradoxa</i> is the primary pathogen affecting salacca and that <i>Aspergillus</i> is actually a secondary invader.	Yes <i>Aspergillus</i> species are common saprobes that disperse easily on air currents and grow on a wide range of organic substances, especially in the tropics where the humidity is high (Alexopoulos 1962).	No While <i>Aspergillus</i> has been reported causing fruit wilt in Indonesia in association with <i>Thielaviopsis paradoxa</i> and <i>Fusarium</i> sp. it is likely that <i>T. paradoxa</i> is the primary pathogen. <i>Thielaviopsis paradoxa</i> has been identified as the main fungus that causes a complete rot of developing palm fruits (Robertson 1962).  <i>Aspergillus</i> is considered to be an opportunistic pathogen that invades via wounds or due to a weakened state of the host (de Lucca 2007).  The only report of <i>Aspergillus</i> sp. on salacca fruit is by Mahfud <i>et al.</i> 1993 in Lestari 2005. The Australian Department of Agriculture did not find any information (published or unpublished) for <i>Aspergillus</i> species as being the primary pathogen responsible for causing economic damage to the production of salacca in Indonesia.	No

Pest	Present in Indonesia	Present in Australia	Potential to be on pathway	Potential for establishment and spread	Potential for economic consequences	Pest risk assessment required
<p><i>Cercospora</i> sp. [Capnodiales: Mycosphaerellaceae]</p>	<p>Yes (Yogyakarta Department of Agriculture 2012)</p>	<p>Yes Various <i>Cercospora</i> species are present in Australia (Plant Health Australia 2001). However, <i>Cercospora</i> species present in Indonesia may not be the same species present in Australia and warrants further assessment.</p>	<p>No Causes leaf diseases of coconut and other palm plants, including salacca (Yogyakarta Department of Agriculture 2012).</p>	<p>Assessment not required</p>	<p>Assessment not required</p>	<p>No</p>

Pest	Present in Indonesia	Present in Australia	Potential to be on pathway	Potential for establishment and spread	Potential for economic consequences	Pest risk assessment required
<p><i>Fusarium</i> sp. [Hypocreales: Nectriaceae]</p>	<p>Yes (Institut Pertanian Bogor 2011)</p>	<p>Many <i>Fusarium</i> species are present in Australia (Plant Health Australia 2001). However, <i>Fusarium</i> species present in Australia may not be the same species present in Indonesia and warrants further assessment.</p>	<p>Yes <i>Fusarium</i> sp. reported causing fruit wilt of salacca in association with <i>Thielaviopsis paradoxa</i> and <i>Aspergillus</i> sp. (Mahfud <i>et al.</i> 1993 in Lestari 2005). However, it is likely that <i>T. paradoxa</i> is the primary pathogen affecting salacca and that <i>Fusarium</i> is actually a secondary invader.</p>	<p>Yes <i>Fusarium</i> species are widely distributed in the soil and on subterranean and aerial plant parts, plant debris and other organic substrates throughout the world (Booth 1971; Nelson <i>et al.</i> 1994). Spores are easily dispersed by wind currents and water splash. <i>Fusarium</i> species are common in tropical and temperate regions and are also found in desert and alpine areas (Booth 1971; Nelson <i>et al.</i> 1994). Environments like these exist in various parts of Australia.</p>	<p>No While <i>Fusarium</i> species has been reported causing fruit wilt in Indonesia in association with <i>Thielaviopsis paradoxa</i> and <i>Aspergillus</i> sp. it is likely that <i>T. paradoxa</i> is the primary pathogen. <i>Ceratocystis paradoxa</i> has been identified as the main fungus that causes a complete rot of developing palm fruits (Robertson 1962). Although there are a number of <i>Fusarium</i> species that are associated with palms in Indonesia, the only report of an unidentified <i>Fusarium</i> species on salacca fruit is by Mahfud <i>et al.</i> 1993 in Lestari 2005. The Australian Department of Agriculture did not find any information (published or unpublished) for <i>Fusarium</i> species as being the primary pathogen responsible for causing economic damage to the production of salacca in Indonesia. Additionally, the known <i>Fusarium</i> species reported as causing economic damage to palms in Indonesia are <i>F. incarnatum</i>, <i>F. solani</i>, <i>F. oxysporum</i>, and <i>F. proliferatum</i> (Suwandi <i>et al.</i> 2012), As salacca is from the palm (Arecaceae) family, it is likely that these <i>Fusarium</i> species may also be associated with salacca, However, these <i>Fusarium</i> species are also present in Australia.</p>	<p>No</p>

Pest	Present in Indonesia	Present in Australia	Potential to be on pathway	Potential for establishment and spread	Potential for economic consequences	Pest risk assessment required
<i>Lasiodiplodia theobromae</i> (Pat.) Griffon & Maubl. Synonym: <i>Botryodiplodia theobromae</i> Pat. Teleomorph: <i>Botryosphaeria rhodina</i> (Berk. & M.A. Curtis) Arx [Botryosphaeriales: Botryosphaeriaceae] Stem end rot	Yes (Institut Pertanian Bogor 2011; CABI 2013)	Yes NSW, NT, Qld, SA, WA (Plant Health Australia 2001)	Assessment not required	Assessment not required	Assessment not required	No
<i>Lembosia zalaccaae</i> Hansf. [Capnodiales: Asterinaceae]	Yes (Hansford 1954)	No records found	No Associated with the foliage of salacca (Hansford 1954)	Assessment not required	Assessment not required	No
<i>Marasmiellus javanicus</i> Retnowati [Agaricales: Marasmiaceae]	Yes (Retnowati 2012)	No records found	No <i>Marasmiellus javanicus</i> is saprophytic, degrading leafy or woody debris of plants (Retnowati 2012). Occurs singly or gregariously on woody parts (trunk) of salacca (Retnowati 2012).	Assessment not required	Assessment not required	No
<i>Marasmius palmivorus</i> Sharples [Agaricales: Marasmiaceae] Oil palm bunch rot	Yes (Farr and Rossman 2013; CABI 2013)	No records found	Yes Associated with the flowers of salacca (Paull 2008). Known to affect fruit of oil palm and coconut in all countries where they are cultivated commercially (CABI 2013), including Indonesia (Institut Pertanian Bogor 2011). Causes fruit rot of salacca in Thailand (Pinitpaitoon 2003). However, fruit rot association on salacca in Indonesia is unknown.	Yes The primary hosts are oil palms, coconuts and rubber (Holliday 1980). Host plants are present in the tropical and subtropical regions of Australia. <i>Marasmius palmivorus</i> is saprophytic, growing on a wide range of dead plant matter, suggesting that it may have a wider host range than has been recorded (CABI 2013). <i>Marasmius palmivorus</i> spreads from one food source to another by strands or rhizomorphs, or as airborne spores (CABI 2013).	Yes <i>Marasmius palmivorus</i> is an economically important disease on coconut and oil palm. On coconut, the disease prevents the germination of nuts and retards the growth of seedlings (CABI 2013).	Yes

Pest	Present in Indonesia	Present in Australia	Potential to be on pathway	Potential for establishment and spread	Potential for economic consequences	Pest risk assessment required
<i>Mycena</i> sp. [Agaricales: Mycenaceae]	Yes (Schuiling and Mogege 1991)	Various <i>Mycena</i> species are present in Australia (Plant Health Australia 2001; Grgurinovic 2003).  However, <i>Mycena</i> species present in Indonesia may not be the same species present in Australia and warrants further assessment.	Yes White mycelium overgrows on the fruit bunches causing the fruit to rot (Schuiling and Mogege 1991).	A number of <i>Mycena</i> species are present throughout Australia (Grgurinovic 2003) and occur in a range of habitats including tropical, subtropical and cool temperate rainforests and wet and dry sclerophyll forests (Grgurinovic 2003).  <i>Mycena</i> are saprophytic, growing on a wide range of dead or decaying organic material (Kuo 2010).	No <i>Mycena</i> spp. are commonly saprophytes or parasites of woody plant tissues (Kuo 2010).  While <i>Mycena</i> sp. has been reported to grow on fruit bunches (Schuiling and Mogege 1991), it actually grows on the woody fruit stalk rather than the fruit (as observed during the verification visit).	No
<i>Pestalotia</i> sp. [Xylariales: Amphisphaeriaceae] Leaf spot	Yes (Prihatman 2000; Sukewijaya <i>et al.</i> 2009)	Various <i>Pestalotia</i> species are present in Australia (Plant Health Australia 2001).  However, <i>Pestalotia</i> species present in Indonesia may not be the same species present in Australia and warrants further assessment.	No Causes black spots on the leaves of salacca (Schuiling and Mogege 1991; Prihatman 2000; Lestari 2005; Paull 2008; Sukewijaya <i>et al.</i> 2009).	Assessment not required	Assessment not required	No
<i>Pestalotiopsis palmarum</i> (Cooke) Steyaert [Xylariales: Amphisphaeriaceae] Pestalotiopsis leaf spot	Yes (IAQA 2011)	Yes NSW, NT, Qld, Vic., WA (Plant Health Australia 2001)	Assessment not required	Assessment not required	Assessment not required	No



Pest	Present in Indonesia	Present in Australia	Potential to be on pathway	Potential for establishment and spread	Potential for economic consequences	Pest risk assessment required
<p><i>Phanerochaete salmonicolor</i> (Berk. &amp; Broome) Jülich Synonym: <i>Erythrimum salmonicolor</i> (Berk. &amp; Broome) Burds.; <i>Corticium salmonicolor</i> Berk. &amp; Broome [Polyporales: Phanerochaetaceae] Pink disease</p>	Yes (Institut Pertanian Bogor 2011)	Yes NSW, NT, Qld (Plant Health Australia 2001) A regulated pest for WA (Government of Western Australia 2013)	No There appears to be only one primary report of <i>P. salmonicolor</i> as a pest of salacca, affecting trunks, fronds and fruit. This was mentioned in a monograph on the horticulture of Salacca (Tjahjadi 1989). Other reports in the literature appear to draw on Tjahjadi (1989) without primary observations.  There is an apparent absence of primary observations and herbarium specimens, and there is no other report of <i>P. salmonicolor</i> affecting any monocot (including palms) worldwide. The fungus causes cankers on a wide range of woody species, including tropical crops, fruit and forest trees (Farr and Rossman 2013; CABI 2013).  Taken together, it is most likely that Tjahjadi (1989) has misidentified the species and that the observed fungus is a different basidiomycete.	Assessment not required	Assessment not required	No
<p><i>Thielaviopsis paradoxa</i> (De Seynes) Hohn. 1904 Synonym: <i>Chalara paradoxa</i> (De Seynes) Sacc. 1892 Teleomorph: <i>Ceratocystis paradoxa</i> (Dade) C. Moreau [Microascales: Ceratocystidaceae]</p>	Yes (Farr and Rossman 2013)}	Yes NSW, Vic., NT, WA, Qld (Simmonds 1966; Plant Health Australia 2001)	Assessment not required	Assessment not required	Assessment not required	No
<b>PLANTAE: Ulvophyceae</b>						
<b>Order Trentepohliales</b>						
<p><i>Cephaleuros virescens</i> Künze [Trentepohliales: Trentepohliaceae] Algal leaf spot</p>	Yes (Shivas <i>et al.</i> 1996; Semangun 2000)	Yes NSW, NT, Qld, Vic., WA (Plant Health Australia 2001)	Assessment not required	Assessment not required	Assessment not required	No

## Appendix B Additional quarantine pest data

<b>Quarantine pest</b>	<b><i>Dysmicoccus</i> sp.</b>
<b>Synonyms</b>	None
<b>Common name(s)</b>	None
<b>Main hosts</b>	Apart from salacca, no information on other hosts is available. However, species of <i>Dysmicoccus</i> includes are usually polyphagous (Ben-Dov 2012).
<b>Distribution</b>	Presence in Australia: Species of the genus <i>Dysmicoccus</i> are present in Australia. However, it is uncertain if this unidentified species is present. Presence in Indonesia: Yes, observed on salacca in Indonesia during the verification visit by the Australian Department of Agriculture in April 2013. Presence elsewhere: Uncertain.
<b>Quarantine pest</b>	<b><i>Planococcus</i> sp.</b>
<b>Synonyms</b>	None
<b>Common name(s)</b>	None
<b>Main hosts</b>	Apart from salacca, no information on other hosts is available. However, species of <i>Planococcus</i> are usually polyphagous (Ben-Dov 2012).
<b>Distribution</b>	Presence in Australia: Species of the genus <i>Planococcus</i> are present in Australia. However, it is uncertain if this unidentified species is present. Presence in Indonesia: Yes (Indonesian Ministry of Agriculture 2013). Presence elsewhere: Uncertain.
<b>Quarantine pest</b>	<b><i>Pseudococcus</i> sp.</b>
<b>Synonyms</b>	None
<b>Common name(s)</b>	None
<b>Main hosts</b>	Apart from salacca, no information on other hosts is available. However, species of <i>Pseudococcus</i> are usually polyphagous (Ben-Dov 2012).
<b>Distribution</b>	Presence in Australia: Species of the genus <i>Pseudococcus</i> are present in Australia. However, it is uncertain if this unidentified species is present. Presence in Indonesia: Yes (Indonesian Ministry of Agriculture 2012a). Presence elsewhere: Uncertain.
<b>Quarantine pest</b>	<b><i>Marasmius palmivorus</i> Sharples</b>
<b>Synonyms</b>	<i>Marasmiellus palmivorus</i> (Sharples) Desjardin comb. Prov. Note: Wilson and Desjardin (2005) revised the genus <i>Marasmius</i> and renamed <i>Marasmius palmivorus</i> Sharples as <i>Marasmiellus palmivorus</i> (Sharples) Desjardin comb. Prov. (Pong <i>et al.</i> 2012). However, the proposed new name is still under review and not officially recognised.
<b>Common name(s)</b>	Oil palm bunch rot
<b>Main hosts</b>	Oil palms, coconuts, rubber, salacca (Pinitpaitoon 2003; CABI 2013).
<b>Distribution</b>	Presence in Australia: No records found Presence in Indonesia: Yes (Turner 1965; CABI 2013) Presence elsewhere: Reported from a few countries in Asia (India, Malaysia), Africa (Nigeria, Congo Democratic Republic), Central and South America (Trinidad and Tobago, Colombia), Oceania (Fiji and Papua New Guinea) (CABI 2013).

## Appendix C Issues raised in stakeholder comments

---

A summary of stakeholder issues and how they were considered in the provisional final IRA report is given below.

*Issue 1: The risk posed by a number of organisms listed in Appendix B is unclear as very little is known about the organisms or their taxonomy.*

The draft IRA report considered all available scientific literature and information for the purpose of identifying pests with the potential to be associated with salacca fruit and completing the pest risk assessments. The Australian Department of Agriculture conducts its risk analysis in accordance with internationally agreed standards, including ISPM 11 (FAO 2004). According to ISPM 11:

The taxonomic unit for the pest is generally species. The use of a higher or lower taxonomic level should be supported by scientifically sound rationale.

The information included in the draft IRA report was sufficient to adequately assess the risk of potential pests. A more conservative approach was adopted when there was limited information available.

*Issue 2: Seed borne diseases have not been considered in the report.*

The Australian Department of Agriculture considered all available scientific literature and information in conducting the risk analysis. Only a relatively small number of diseases are reported to be associated with salacca, none of which are known to be seed borne. The Australian Department of Agriculture would consider any evidence that stakeholders could provide on pests or pathogens they believe should be considered.

*Issue 3: The identity of the mealybug species is not known and should be considered in assessing the risk associated with mealybugs.*

The Australian Department of Agriculture considered all available scientific literature and information in conducting the risk assessment. Additional text has been included in section 4.1 (Mealybug pest risk assessment) to clarify species likely to be associated with salacca fruit. Additional information has also been included to provide clarity on the reasons why the risk ratings for previous pest risk assessments for species within the same genus was used to conduct the risk assessment on the unidentified mealybug species. The additional information did not affect the risk ratings and the unrestricted risk estimate remains as 'very low' and does not require application of additional measures.

*Issue 4: The risk ratings assigned for the mealybug assessment is geared towards import approval.*

The qualitative method used in the draft report is the standard method of risk assessment used by the Australian Department of Agriculture. The Australian Department of Agriculture conducts risk assessments in accordance with the International Standards for Phytosanitary Measures (ISPMs), including ISPM 2: *Framework for pest risk analysis* (FAO 2007) and ISPM 11: *Pest risk analysis for quarantine pests* (FAO 2013) that have been developed under the SPS Agreement (WTO 1995).

*Issue 5: The grading process is inadequate for fruit inspection.*

The grading process is described in section 3.5.2 of the draft report. The fruit are first mechanically cleaned by passing through a conveyor belt fitted with brushes. Fruit are then sorted and graded by hand. At this point fruit are inspected, and damaged fruit or fruit that does not meet the export quality standard are removed. Additional text has been included in section 3.5 (Post-harvest) to clarify the cleaning and grading process.

*Issue 6: The phrase 'extended period of time' used to describe how long the fruit are brushed for, lacks scientific rigor.*

Additional text has been included in the provisional final IRA report to clarify this.

*Issue 7: The phrase 'would likely' lacks scientific rigor.*

This refers to the likely removal of any mealybugs from the fruit through cleaning practices at the packing house. The term 'likely' indicates that, while the practices may not reduce the risk of mealybugs adhering to the fruit to zero, the risk will be greatly reduced. The overall risk rating assigned for the likelihood of importation reflects this level of risk.

*Issue 8: Clarify the statutory authority responsible for conducting audits and registering orchards and packing houses.*

The clarification has been included in the provisional final IRA report.

*Issue 9: Clarification around the remedial action required in the event of a pest interception.*

Additional text has been included in section 5.2.8 (Remedial action(s) for non-compliance) of the provisional final IRA report, to clarify this factor.

*Issue 10: The species of Salacca covered in the report is unclear.*

The salacca species was defined in the scope of the draft IRA report—*Salacca zalacca* (Gaertner) Voss.

*Issue 11: Post harvest practices are not adequate to address fruit spoilage*

Salacca fruit is to be produced for export to Australia in accordance with Indonesia's farm certification scheme for Good Agriculture Practices with specific Standard Operating Procedures for production, harvesting and packing. These practices have been developed to ensure fruit are produced to a standard to prevent risks, such as fruit spoilage, during production and post harvest practices. The post harvest practices are described in detail in section 3.5 of the draft report.

*Issue 12: The packaging and storage practices are not adequate to protect against contaminating pests.*

The requirements for packaging and storage are outlined in section 5.2.3 (Packaging and labelling) and section 5.2.4 (Specific conditions for storage and movement) of the draft report. These requirements are consistent with those used for other fruit imports from Indonesia and other exporting countries. Additional text has been included to clarify the

packaging requirements of Australia and the security of the product during storage and transport.

*Issue 13: The information presented in the report does not support the recommendations.*

The recommendations made in the draft report were based on a scientific assessment of the quarantine risks. The Australian Department of Agriculture continually reviews information relevant to pests and diseases of quarantine concern. If any new scientific information or evidence from stakeholders indicates that current biosecurity measures are not adequate, then they may be reviewed (as outlined in section 5.4 of the report).

## Appendix D Biosecurity framework

---

### Australia's biosecurity policies

The objective of Australia's biosecurity policies and risk management measures is the prevention or control of the entry, establishment or spread of pests and diseases that could cause significant harm to people, animals, plants and other aspects of the environment.

Australia has diverse native flora and fauna and a large agricultural sector, and is relatively free from the more significant pests and diseases present in other countries. Therefore, successive Australian Governments have maintained a conservative, but not a zero-risk, approach to the management of biosecurity risks. This approach is consistent with the World Trade Organization's (WTO's) Agreement on the Application of Sanitary and Phytosanitary Measures (SPS Agreement).

The SPS Agreement defines the concept of an 'appropriate level of protection' (ALOP) as the level of protection deemed appropriate by a WTO Member establishing a sanitary or phytosanitary measure to protect human, animal or plant life or health within its territory. Among a number of obligations, a WTO Member should take into account the objective of minimising negative trade effects in setting its ALOP.

Like many other countries, Australia expresses its ALOP in qualitative terms. Australia's ALOP, which reflects community expectations through Australian Government policy, is currently expressed as providing a high level of sanitary and phytosanitary protection, aimed at reducing risk to a very low level, but not to zero.

Consistent with the SPS Agreement, in conducting risk analyses Australia takes into account as relevant economic factors:

- the potential damage in terms of loss of production or sales in the event of the entry, establishment or spread of a pest or disease in the territory of Australia
- the costs of control or eradication of a pest or disease
- and the relative cost-effectiveness of alternative approaches to limiting risks.

### Roles and responsibilities within Australia's quarantine system

Australia protects its human, animal and plant life or health through a comprehensive quarantine system that covers the quarantine continuum, from pre-border to border and post-border activities. The Australian Government Department of Health is responsible for human health aspects of quarantine. The Australian Government Department of Agriculture is responsible for animal and plant life or health.

Pre-border, Australia participates in international standard-setting bodies, undertakes risk analyses, develops offshore quarantine arrangements where appropriate, and engages with our neighbours to counter the spread of exotic pests and diseases.

At the border, Australia screens vessels (including aircraft), people and goods entering the country to detect potential threats to Australian human, animal and plant health.

The Australian Government also undertakes targeted measures at the immediate post-border level within Australia. This includes national co-ordination of emergency responses to pest and disease incursions. The movement of goods of quarantine concern within Australia's border is the responsibility of relevant state and territory authorities, which undertake inter- and intra-state quarantine operations that reflect regional differences in pest and disease status, as a part of their wider plant and animal health responsibilities.

## **Roles and responsibilities within the Australian Department of Agriculture**

The Australian Government Department of Agriculture is responsible for the Australian Government's animal and plant biosecurity policy development and the establishment of risk management measures. The Secretary of the Australian Department of Agriculture is appointed as the Director of Animal and Plant Quarantine under the *Quarantine Act 1908* (the Act).

The Australian Department of Agriculture takes the lead in biosecurity and quarantine policy development and the establishment and implementation of risk management measures across the biosecurity continuum, and:

- **Pre-border** conducts risk analyses, including IRAs, and develops recommendations for biosecurity policy as well as providing quarantine policy advice to the Director of Animal and Plant Quarantine
- **At the border** develops operational procedures, makes a range of quarantine decisions under the Act (including import permit decisions under delegation from the Director of Animal and Plant Quarantine) and delivers quarantine services
- **Post-border** coordinates pest and disease preparedness, emergency responses and liaison on inter- and intra-state quarantine arrangements for the Australian Government, in conjunction with Australia's state and territory governments.

## **Roles and responsibilities of other government agencies**

State and territory governments play a vital role in the quarantine continuum. The Australian Department of Agriculture works in partnership with state and territory governments to address regional differences in pest and disease status and risk within Australia, and develops appropriate sanitary and phytosanitary measures to account for those differences. Australia's partnership approach to quarantine is supported by a formal Memorandum of Understanding that provides for consultation between the Australian Government and the state and territory governments.

Depending on the nature of the good being imported or proposed for importation, the Australian Department of Agriculture may consult other Australian Government authorities or agencies in developing its recommendations and providing advice.

As well as a Director of Animal and Plant Quarantine, the Act provides for a Director of Human Quarantine. The Australian Government Department of Health is responsible for human health aspects of quarantine and Australia's Chief Medical Officer within that

Department holds the position of Director of Human Quarantine. The Australian Department of Agriculture may, where appropriate, consult with that Department on relevant matters that may have implications for human health.

The Act also requires the Director of Animal and Plant Quarantine, before making certain decisions, to request advice from the Environment Minister and to take the advice into account when making those decisions. The Australian Government Department of the Environment is responsible under the *Environment Protection and Biodiversity Conservation Act 1999* for assessing the environmental impact associated with proposals to import live species. Anyone proposing to import such material should contact the Department of the Environment directly for further information.

When undertaking risk analyses, the Australian Department of Agriculture consults with the Department of the Environment about environmental issues and may use or refer to the Department of the Environment's assessment.

## Australian quarantine legislation

The Australian quarantine system is supported by Commonwealth, state and territory quarantine laws. Under the Australian Constitution, the Commonwealth Government does not have exclusive power to make laws in relation to quarantine, and as a result, Commonwealth and state quarantine laws can co-exist.

Commonwealth quarantine laws are contained in the *Quarantine Act 1908* and subordinate legislation including the Quarantine Regulations 2000, the Quarantine Proclamation 1998, the Quarantine (Cocos Islands) Proclamation 2004 and the Quarantine (Christmas Island) Proclamation 2004.

The quarantine proclamations identify goods, which cannot be imported, into Australia, the Cocos Islands and/or Christmas Island unless the Director of Animal and Plant Quarantine or delegate grants an import permit or unless they comply with other conditions specified in the proclamations. Section 70 of the Quarantine Proclamation 1998, section 34 of the Quarantine (Cocos Islands) Proclamation 2004 and section 34 of the Quarantine (Christmas Island) Proclamation 2004 specify the things a Director of Animal and Plant Quarantine must take into account when deciding whether to grant a permit.

In particular, a Director of Animal and Plant Quarantine (or delegate):

- must consider the level of quarantine risk if the permit were granted, and
- must consider whether, if the permit were granted, the imposition of conditions would be necessary to limit the level of quarantine risk to one that is acceptably low, and
- for a permit to import a seed of a plant that was produced by genetic manipulation – must take into account any risk assessment prepared, and any decision made, in relation to the seed under the *Gene Technology Act*, and
- may take into account anything else that he or she knows is relevant.

The level of quarantine risk is defined in section 5D of the *Quarantine Act 1908*. The definition is as follows:



reference in this Act to a *level of quarantine risk* is a reference to:

- (a) the probability of:
  - (i) a disease or pest being introduced, established or spread in Australia, the Cocos Islands or Christmas Island; and
  - (ii) the disease or pest causing harm to human beings, animals, plants, other aspects of the environment, or economic activities; and
- (b) the probable extent of the harm.

The Quarantine Regulations 2000 were amended in 2007 to regulate key steps of the import risk analysis process. The Regulations:

- define both a standard and an expanded IRA;
- identify certain steps, which must be included in each type of IRA;
- specify time limits for certain steps and overall timeframes for the completion of IRAs (up to 24 months for a standard IRA and up to 30 months for an expanded IRA);
- specify publication requirements;
- make provision for termination of an IRA; and
- allow for a partially completed risk analysis to be completed as an IRA under the Regulations.

The Regulations are available at [ComLaw](#) website.

## International agreements and standards

The process set out in the *Import Risk Analysis Handbook 2011* is consistent with Australia's international obligations under the SPS Agreement. It also takes into account relevant international standards on risk assessment developed under the International Plant Protection Convention (IPPC) and by the World Organisation for Animal Health (OIE).

Australia bases its national risk management measures on international standards where they exist and when they achieve Australia's ALOP. Otherwise, Australia exercises its right under the SPS Agreement to apply science-based sanitary and phytosanitary measures that are not more trade restrictive than required to achieve Australia's ALOP.

## Notification obligations

Under the transparency provisions of the SPS Agreement, WTO Members are required, among other things, to notify other members of proposed sanitary or phytosanitary regulations, or changes to existing regulations, that are not substantially the same as the content of an international standard and that may have a significant effect on trade of other WTO Members.

## Risk analysis

Within Australia's quarantine framework, the Australian Government uses risk analyses to assist it in considering the level of quarantine risk that may be associated with the importation or proposed importation of animals, plants or other goods.

In conducting a risk analysis, the Australian Department of Agriculture:

- identifies the pests and diseases of quarantine concern that may be carried by the good
- assesses the likelihood that an identified pest or disease would enter, establish or spread
- assesses the probable extent of the harm that would result.

If the assessed level of quarantine risk exceeds Australia's ALOP, the Australian Department of Agriculture will consider whether there are any risk management measures that will reduce quarantine risk to achieve the ALOP. If there are no risk management measures that reduce the risk to that level, trade will not be allowed.

Risk analyses may be carried out by the Australian Department of Agriculture's specialists, but may also involve relevant experts from state and territory agencies, the Commonwealth Scientific and Industrial Research Organisation (CSIRO), universities and industry to access the technical expertise needed for a particular analysis.

Risk analyses are conducted across a spectrum of scientific complexity and available scientific information. An IRA is a type of risk analysis with key steps regulated under the Quarantine Regulations 2000. The Australian Department of Agriculture's assessment of risk may also take the form of a non-regulated analysis of existing policy or technical advice. Further information on the types of risk analysis is provided in the *Import Risk Analysis Handbook 2011*.

## Glossary

Term or abbreviation	Definition
Additional declaration	A statement that is required by an importing country to be entered on a phytosanitary certificate and which provides specific additional information on a consignment in relation to regulated pests (FAO 2012).
Appropriate level of protection (ALOP)	The level of protection deemed appropriate by the Member establishing a sanitary or phytosanitary measure to protect human, animal or plant life or health within its territory (WTO 1995).
Area	An officially defined country, part of a country or all or parts of several countries (FAO 2012).
Area of low pest prevalence	An area, whether all of a country, part of a country, or all parts of several countries, as identified by the competent authorities, in which a specific pest occurs at low levels and which is subject to effective surveillance, control or eradication measures (FAO 2012).
Arthropod	The largest phylum of animals, including the insects, arachnids and crustaceans.
Asexual reproduction	Reproduction that occurs without the union of male and female gametes, as in binary fission or budding.
Basidiospore	A sexually produced fungal spore borne on a basidium.
Basidium	A special form of sporophore, characteristic of basidiomycetous fungi, on which the sexual spores are borne.
Canker	An open wound in the stem of a tree or shrub caused by injury or parasites.
Conidia	Asexual spores formed at the tip of a hyphal branch in fungi.
Consignment	A quantity of plants, plant products or other articles being moved from one country to another and covered, when required, by a single phytosanitary certificate (a consignment may be composed of one or more commodities or lots) (FAO 2012).
Control (of a pest)	Suppression, containment or eradication of a pest population (FAO 2012).
Crawler	Intermediate mobile nymph stage of certain Arthropods.
Cultivar	A cultivar is a plant or grouping of plants selected for desirable characteristics that can be maintained by propagation.
Diapause	Period of suspended development/growth occurring in some insects, in which metabolism is decreased.
Dioecious	Dioecious plants have male (staminate) flowers on one plant, and female (pistillate) flowers on another plant.
DAFF	The Australian Government Department of Agriculture (previously called the Department of Agriculture, Fisheries and Forestry).
Endangered area	An area where ecological factors favour the establishment of a pest whose presence in the area will result in economically important loss (FAO 2012).
Endemic	Belonging to, native to, or prevalent in a particular geography, area or environment.
Entry (of a pest)	Movement of a pest into an area where it is not yet present, or present but not widely distributed and being officially controlled (FAO 2012).
Epicarp	The outermost layer of the pericarp of fruits (skin).
Establishment (of a pest)	Perpetuation, for the foreseeable future, of a pest within an area after entry (FAO 2012).
Fecundity	The fertility of an organism.
Fresh	Living; not dried, deep-frozen or otherwise conserved (FAO 2012).
Genus	A taxonomic category ranking below a family and above a species and generally consisting of a group of species exhibiting similar characteristics. In taxonomic nomenclature the genus name is used, either alone or followed by a Latin adjective or epithet, to form the name of a species.
Host	An organism that harbours a parasite, mutual partner, or commensal partner, typically providing nourishment and shelter.
Host range	Species capable, under natural conditions, of sustaining a specific pest or other organism (FAO 2012).
Hypha	Threadlike filaments forming the mycelium of a fungus.

Term or abbreviation	Definition
Import permit	Official document authorising importation of a commodity in accordance with specified phytosanitary import requirements (FAO 2012).
Import risk analysis	An administrative process through which quarantine policy is developed or reviewed, incorporating risk assessment, risk management and risk communication.
Infection	The internal 'endophytic' colonisation of a plant, or plant organ, and is generally associated with the development of disease symptoms as the integrity of cells and/or biological processes are disrupted.
Infestation (of a commodity)	Presence in a commodity of a living pest of the plant or plant product concerned. Infestation includes infection (FAO 2012).
Inflorescence	The part of the plant that consists of the flower-bearing stalks.
Inspection	Official visual examination of plants, plant products or other regulated articles to determine if pests are present or to determine compliance with phytosanitary regulations (FAO 2012).
Instar	An insect in any one of its periods of post-embryonic growth between moults.
Intended use	Declared purpose for which plants, plant products, or other regulated articles are imported, produced or used (FAO 2012).
Interception (of a pest)	The detection of a pest during inspection or testing of an imported consignment (FAO 2012).
International Standard for Phytosanitary Measures (ISPM)	An international standard adopted by the Conference of the Food and Agriculture Organization, the Interim Commission on Phytosanitary Measures or the Commission on Phytosanitary Measures, established under the IPPC (FAO 2012).
Introduction (of a pest)	The entry of a pest resulting in its establishment (FAO 2012).
Larva	A juvenile form of animal with indirect development, undergoing metamorphosis (for example, insects or amphibians).
Leaflets	Any of the subdivisions of a compound leaf (a leaf consisting of two or more leaflets borne on the same leafstalk), such as a fern leaf.
Lenticel	Any of numerous pores in the stem of a woody plant allowing exchange of gases between the plant and the exterior.
Lot	A number of units of a single commodity, identifiable by its homogeneity of composition, origin etc., forming part of a consignment (FAO 2012). Within this report a 'lot' refers to a quantity of fruit of a single variety, harvested from a single production site during a single pick and packed at one time.
Mature fruit	Commercial maturity is the start of the ripening process. The ripening process will then continue and provide a product that is consumer-acceptable. Maturity assessments include colour, starch, index, soluble solids content, flesh firmness, acidity, and ethylene production rate.
Morphology	The biological study of the form and structure of living things.
Mortality	The total number of organisms killed by a particular disease.
Mycelium	The vegetative body of fungi composed of a mass of branching filaments (or hyphae), that spread throughout the nutrient substratum.
National Plant Protection Organization (NPPO)	Official service established by a government to discharge the functions specified by the IPPC (FAO 2012).
Non-climacteric fruit	Non-climacteric fruit are fruits that once harvested do not ripen further.
Nymph	The immature form of some insect species that undergoes incomplete metamorphosis, It is not to be confused with larva, as its overall form is already that of the adult.
Official control	The active enforcement of mandatory phytosanitary regulations and the application of mandatory phytosanitary procedures with the objective of eradication or containment of quarantine pests or for the management of regulated non-quarantine pests (FAO 2012).
Orchard	A contiguous area of salacca palm operated as a single entity. Within this report a single orchard is covered under one registration and is issued a unique identifying number.
Parthenogenesis	Production of an embryo from unfertilised egg.
Pathogen	A biological agent that can cause disease to its host.
Pathway	Any means that allows the entry or spread of a pest (FAO 2012).
Pericarp	The part of a fruit enclosing the seeds that develops from the wall of the ovary.

Term or abbreviation	Definition
Pest	Any species, strain or biotype of plant, animal, or pathogenic agent injurious to plants or plant products (FAO 2012).
Pest categorisation	The process for determining whether a pest has or has not the characteristics of a quarantine pest or those of a regulated non-quarantine pest (FAO 2012).
Pest free area (PFA)	An area in which a specific pest does not occur as demonstrated by scientific evidence and in which, where appropriate, this condition is being officially maintained (FAO 2012).
Pest free place of production	Place of production in which a specific pest does not occur as demonstrated by scientific evidence and in which, where appropriate, this condition is being officially maintained for a defined period (FAO 2012).
Pest free production site	A defined portion of a place of production in which a specific pest does not occur as demonstrated by scientific evidence and in which, where appropriate, this condition is being officially maintained for a defined period and that is managed as a separate unit in the same way as a pest free place of production (FAO 2012).
Pest risk analysis (PRA)	The process of evaluating biological or other scientific and economic evidence to determine whether an organism is a pest, whether it should be regulated, and the strength of any phytosanitary measures to be taken against it (FAO 2012).
Pest risk assessment (for quarantine pests)	Evaluation of the probability of the introduction and spread of a pest and of the magnitude of the associated potential economic consequences (FAO 2012).
Pest risk assessment (for regulated non-quarantine pests)	Evaluation of the probability that a pest in plants for planting affects the intended use of those plants with an economically unacceptable impact (FAO 2012).
Pest risk management (for quarantine pests)	Evaluation and selection of options to reduce the risk of introduction and spread of a pest (FAO 2012).
Pest risk management (for regulated non-quarantine pests)	Evaluation and selection of options to reduce the risk that a pest in plants for planting causes an economically unacceptable impact on the intended use of those plants (FAO 2012).
Pest status (in an area)	Presence or absence, at the present time, of a pest in an area, including where appropriate its distribution, as officially determined using expert judgement on the basis of current and historical pest records and other information (FAO 2012).
Petiole	The stalk by which a leaf is attached to the rest of the plant.
Photosynthesis	A process by which plants and other organisms use light energy, normally from the sun, to synthesise nutrients from carbon dioxide and water into chemical energy that can be used to fuel the organisms' activities.
Phytosanitary certificate	An official paper document or its official electronic equivalent, consistent with the model of certificates of the IPPC, attesting that a consignment meets phytosanitary import requirements (FAO 2012).
Phytosanitary certification	Use of phytosanitary procedures leading to the issue of a phytosanitary certificate (FAO 2012).
Phytosanitary measure	Any legislation, regulation or official procedure having the purpose to prevent the introduction and/or spread of quarantine pests, or to limit the economic impact of regulated non-quarantine pests (FAO 2012).
Phytosanitary procedure	Any official method for implementing phytosanitary measures including the performance of inspections, tests, surveillance or treatments in connection with regulated pests (FAO 2012).
Phytosanitary regulation	Official rule to prevent the introduction and/or spread of quarantine pests, or to limit the economic impact of regulated non-quarantine pests, including establishment of procedures for phytosanitary certification (FAO 2012).
Pinnate	Parts or branches arranged on each side of a common axis such as leaflets growing opposite each other in pairs on either side of the stem.
Plant propagation	Production of more plants by seeds, cuttings, grafting or other methods.
Polyphagous	Feeding on a relatively large number of hosts from different plant family and/or genera.
PRA area	Area in relation to which a pest risk analysis is conducted (FAO 2012).
Practically free	Of a consignment, field or place of production, without pests (or a specific pests) in numbers or quantities in excess of those that can be expected to result from, and be consistent with good cultural and handling practices employed in the production and marketing of the commodity (FAO 2012).

Term or abbreviation	Definition
Production site	In this report, a production site is a continuous planting of salacca palms treated as a single unit for pest management purposes. If an orchard is subdivided into one or more units for pest management purposes, then each unit is a production site. If the orchard is not subdivided, then the orchard is also the production site.
Pupa	An inactive life stage that only occurs in insects that undergo complete metamorphosis, for example butterflies and moths (Lepidoptera), beetles (Coleoptera) and bees, wasps and ants (Hymenoptera).
Quarantine	Official confinement of regulated articles for observation and research or for further inspection, testing or treatment (FAO 2012).
Quarantine pest	A pest of potential economic importance to the area endangered thereby and not yet present there, or present but not widely distributed and being officially controlled (FAO 2012).
Regulated article	Any plant, plant product, storage place, packaging, conveyance, container, soil and any other organism, object or material capable of harbouring or spreading pests, deemed to require phytosanitary measures, particularly where international transportation is involved (FAO 2012).
Regulated non-quarantine pest	A non-quarantine pest whose presence in plants for planting affects the intended use of those plants with an economically unacceptable impact and which is therefore regulated within the territory of the importing contracting party (FAO 2012).
Regulated pest	A quarantine pest or a regulated non-quarantine pest (FAO 2012).
Restricted risk	Risk estimate with phytosanitary measure(s) applied.
Rhizomorph	A dense mass of hyphae forming a root-like structure characteristic of many fungi.
Spadix	A fleshy spike of minute flowers usually enclosed within a spathe.
Saprophyte	An organism deriving its nourishment from dead organic matter.
Sexual reproduction	Reproduction characterised by the union of male and female gametes.
Spore	A reproductive body produced by bacteria, fungi, various plants and some protozoans that develops into a new individual.
Sporophore	An organ in fungi that produces or carries spores.
Spread (of a pest)	Expansion of the geographical distribution of a pest within an area (FAO 2012).
SPS Agreement	WTO Agreement on the Application of Sanitary and Phytosanitary Measures.
Stakeholders	Government agencies, individuals, community or industry groups or organizations, whether in Australia or overseas, including the proponent/applicant for a specific proposal, who have an interest in the policy issues.
Surveillance	An official process which collects and records data on pest occurrence or absence by surveying, monitoring or other procedures (FAO 2012).
Systems approach(es)	The integration of different risk management measures, at least two of which act independently, and which cumulatively achieve the appropriate level of protection against regulated pests.
Trash	Soil, splinters, twigs, leaves, and other plant material, other than fruit stalks.
Treatment	Official procedure for the killing, inactivation or removal of pests, or for rendering pests infertile or for devitalisation (FAO 2012).
Unrestricted risk	Unrestricted risk estimates apply in the absence of risk mitigation measures.
Vector	An organism that does not cause disease itself, but which causes infection by conveying pathogens from one host to another.
Viable	Alive, able to germinate or capable of growth.

## References

---

Alexopoulos CJ (1962) *Introductory mycology*. John Wiley & Sons, Inc., New York and London.

Ashari S (2002) *On the agronomy and botany of Salak (Salacca zalacca)*. PhD thesis, Wageningen University, The Netherlands.

Australia Trade and Shipping (2012) *Australia shipping timetable: imports*. <http://www.australiatrade.com.au/Timetables/Imports/Asia.htm> Accessed 12 January 2012.

Ben-Dov Y (2012) *Pseudococcidae*. ScaleNet, Catalogue Query Results. <http://www.sel.barc.usda.gov/scalenet/scalenet.htm> Accessed 2012.

Biosecurity Australia (2006a) *Final import risk analysis report for apples from New Zealand: part a, b and c*. Biosecurity Australia, Department of Agriculture, Fisheries and Forestry, Canberra.

Biosecurity Australia (2006b) *Policy for the importation of fresh mangoes (Mangifera indica L.) from Taiwan*. Biosecurity Australia, Department of Agriculture, Fisheries and Forestry, Canberra.

Biosecurity Australia (2008) *Final import risk analysis report for the importation of Cavendish bananas from the Philippines. Part A, B and C*. Biosecurity Australia, Department of Agriculture, Fisheries and Forestry, Canberra.

Biosecurity Australia (2009) *Final import risk analysis report for fresh unshu mandarin fruit from Shizuoka prefecture in Japan*. Department of Agriculture, Fisheries and Forestry, Canberra.

Biosecurity Australia (2010) *Final import risk analysis report for fresh stone fruit from California, Idaho, Oregon and Washington*. Biosecurity Australia, Department of Agriculture, Fisheries and Forestry, Canberra.

Booth C (1971) *The genus Fusarium*. Commonwealth Mycological Institute, Kew, Surrey, England.

CABI (1981) *Distribution maps of plant pests, map no. 424: Adoretus siniscus Burm.* CAB International. <http://www.cabi.org/dmppp/FullTextPDF/2005/20056600424.pdf> Accessed 3 December 2012.

CABI (2013) *Crop Protection Compendium*. CAB International, Wallingford, UK. <http://www.cabi.org/cpc> Accessed 2013.

Cleary DFR, Mooers AO, Eichhorn AO, van Tolk J, de Jong R, Menken SBJ (2004) Diversity and community composition of butterflies and odonates in an ENSO-induced fire affected habitat mosaic: a case study from East Kalimantan, Indonesia. *Oikos* 105: 426–446.

CSIRO (2005) Australian insect common names version 1.53.  
[http://www.ces.csiro.au/aicn/name\\_s/b\\_1.htm](http://www.ces.csiro.au/aicn/name_s/b_1.htm) Accessed 2012.

DAFF (2004a) *Final import risk analysis report: Mangosteen fruit from Thailand*. Department of Agriculture, Fisheries and Forestry, Canberra.

DAFF (2004b) *Longan and lychee fruit from the People's Republic of China and Thailand: Final import risk analysis report - Part A and Part B*. Department of Agriculture, Fisheries and Forestry, Canberra.

DAFF (2004c) *Mangosteen fruit from Thailand: final import risk analysis report*. Department of Agriculture, Fisheries and Forestry, Canberra.

DAFF (2012) *Final import risk analysis report for the importation of fresh decrowned pineapple (*Ananas comosus* (L.) Merr.) fruit from Malaysia*. Department of Agriculture, Fisheries and Forestry, Canberra.

de Lucca AJ (2007) Harmful fungi in both agriculture and medicine. *Revista Iberoamericana de Micología* 24: 3–13.

Dimiyati A, Kuntarsih S, Iswari D, Nurcahya Y (2008) Meeting the requirements of international market for salacca (case study: export challenge of salacca 'pondoh' variety to China). Ministry of Agriculture of the Republic of Indonesia.  
[http://www.eoq.hu/iama/conf/1202\\_paper.pdf](http://www.eoq.hu/iama/conf/1202_paper.pdf) Accessed 13 August 2012.

EPPO (2005) Data sheets on quarantine pests: *Rhynchophorus palmarum*. *EPPO Bulletin* 35: 468–471.

EPPO (2008) Data sheets on quarantine pests: *Rhynchophorus ferrugineus*. *EPPO Bulletin* 38: 55–59.

Essig EO (1956) Homoptera: Aphididae. *Insects of Micronesia* 6: 15–37.

FAO (2007) *International Standards for Phytosanitary Measures (ISPM) no. 2: Framework for pest risk analysis*. Food and Agriculture Organization of the United Nations, Rome.

FAO (2012) *International Standards for Phytosanitary Measures (ISPM) no. 5: Glossary of phytosanitary terms*. Food and Agriculture Organization of the United Nations, Rome.



- FAO (2013) *International Standards for Phytosanitary Measures (ISPM) no. 11: Pest risk analysis for quarantine pests*. Food and Agriculture Organization of the United Nations, Rome.
- Farr DF, Rossman AY (2013) Fungal Databases, Systematic Mycology and Microbiology Laboratory, ARS, USDA. <http://nt.ars-grin.gov/fungaldatabases/index.cfm> Accessed 2013.
- Faust J (1891) Zur Charakteristik der Gattung *Omotemnus* Chev. *Deutsche Entomologische Zeitschrift* 2: 337–345.
- Furness GO, Charles JG (1994) Mealybugs. In Nicholas P, Margery P, Wachtel M (eds) *Diseases and pests* 54–55. Winetitles, Adelaide.
- Furutani SC, Tsutsumi LHA, Hession RO, Yoshimura ER (1995) Field assessment of Chinese rose beetle, *Adoretus sinicus* Burmeister, feeding damage. *Journal of Hawaiian and Pacific Agriculture* 6: 55–59.
- Government of Western Australia (2013) Western Australia Organism List (WAOL). Biosecurity and Agriculture Management Act 2007. <http://www.biosecurity.wa.gov.au/western-australian-organism-list-waol> Accessed 2013.
- Grgurinovic CA (2003) *The genus Mycena in south-eastern Australia*. Fungal Diversity Press and the Australian Biological Resources Study, Canberra.
- Hansford CG (1954) Some Microthyriales and other fungi from Indonesia. *Reinwardtia* 3: 113–144.
- Hely PC, Pasfield G, Gellatley JG (1982) *Insect pests of fruit and vegetables in NSW*. Department of Agriculture, Sydney.
- Holliday P (1980) *Fungus diseases of tropical crops*. Courier Dover Publications, New York.
- HotelTravel.com (2013) Central Java weather. HotelTravel.com. [http://www.hoteltravel.com/indonesia/central\\_java/central-java-weather.htm](http://www.hoteltravel.com/indonesia/central_java/central-java-weather.htm) Accessed 12 June 2013.
- Howard FW, Moore D, Giblin-Davis RM, Abad RG (2001) *Insects on palms*. CABI Publishing, Wallingford.
- IAQA (2011) *Import proposal: salacca fresh fruit*. Ministry of Agriculture, Agency for Agricultural Quarantine of Indonesia, Indonesia.
- IAQA (2012a) *Technical information of salacca fruit*. Ministry of Agriculture, Agency for Agricultural Quarantine of Indonesia, Indonesia.

IAQA (2012b) *Technical information of salacca fruit*. Ministry of Agriculture, Indonesia Agriculture Quarantine Agency, Centre for Plant Quarantine and Biosafety, Indonesia.

IAQA (2013a) Presentation: "Salacca fruit and quality assurance" farm registration system. Directorate of Fruit Cultivation and Post Harvest, Directorate General of Horticulture, Ministry of Agriculture.

IAQA (2013b) Presentation: Export certification system for salacca fresh fruits. Center for Plant Quarantine and Biosafety, Indonesian Agricultural Quarantine Agency, Ministry of Agriculture.

Indonesian Ministry of Agriculture (2011) *Buku saku salak*. Direktorat Budidaya dan Pascapanen Buah, Direktorat Jenderal Hortikultura, Indonesia.

Indonesian Ministry of Agriculture (2012a) OPT Tan buah: Salak. Kementerian Pertanian, Direktorat Jenderal Hortikultura, Direktorat Perlindungan Hortikultura. <http://ditlin.hortikultura.go.id> Accessed 7 May 2013a.

Indonesian Ministry of Agriculture (2012b) Regulation of the Minister of Agriculture No. 48/Permentan/OT.140/10/2009: Good Agricultural Practices for Fruits and Vegetables. pp. 1–28. Indonesian Directorate of Culture and Post-harvest Fruit, Jakarta, Indonesia.

Indonesian Ministry of Agriculture (2013) Pengenalan dan pengendalian (OPT) salak. Laboratorium Pengamatan Hama Penyakit Temanggung. Temanggung, Indonesia.

Institut Pertanian Bogor (2011) Opété: Basidata hama dan penyakit tanaman. Departemen Proteksi Tanaman - IPB. <http://www.opete.info/> Accessed 2013.

JavaIndonesia.org (2011) Climate, weather and temperature of Java Indonesia. JavaIndonesia.org all about java indonesia. <http://www.javaindonesia.org/general/climate-weather-temperature-java-indonesia/> Accessed 11 June 2013.

Kalshoven LGE (1981) *Pests of crops in Indonesia*. P.T. Ichtiar Baru - Van Hoeve, Jakarta, Indonesia.

Kim SC, Song H, Kim D (2008) Effect of temperature on the development and fecundity of the cryptic mealybug, *Pseudococcus cryptus*, in the laboratory. *Journal of Asia-Pacific Entomology* 11: 149–153.

Kuo M (2010) Mycenoid mushrooms. MushroomExpert.Com. <http://www.mushroomexpert.com/mycenoid.html> Accessed 4 June 2013.

Kusumo S (1995) Salak, a prideful fruit of Indonesia. *Indonesian Agricultural Research and Development Journal* 17: 19–23.

- Leschen RAB, Marris JWM (2005) *Carpophilus (Coleoptera: Nitidulidae) of New Zealand with notes on Australian species. Landcare Research contract report: LC0405/153*. Landcare Research New Zealand Ltd, New Zealand.
- Lestari R (2005) *Ecophysiology and postharvest quality of salak (Salacca zalacca (Gaertn.) Voss)*. PhD thesis in Agriculture thesis, Logos Verlag, Berlin.
- Lever RJAW (1979) *Pests of the coconut palm*. Food and Agriculture Organization of the United Nations, Rome.
- Maddison PA (1993) *UNDP/FAO-SPEC survey of agricultural pests and diseases in the South Pacific: pests and other fauna associated with plants, with botanical accounts of plants*. Technical report: volume 3, Manaaki Whenua, Landcare Research, Auckland.
- Maryati K, Sugiyarto (2009) Characterization of white grub (Melolonthidae; Coleoptera) in salak plantation based on morphology and protein banding pattern. *Nusantara Bioscience* 1: 72–77.
- Mau RFL, Martin Kessing JL (1991) *Adoretus sinicus* (Burmeister). Crop Knowledge Master. <http://www.extento.hawaii.edu/Kbase/Crop/Type/adoretus.htm> Accessed November 2010.
- McQuate GT, Jameson ML (2011) Distinguishing male and female Chinese rose beetles, *Adoretus sinicus*, with an overview of *Adoretus* species of biosecurity concern. *Journal of Insect Science* 11: 1–18.
- Miller DR, Miller GL, Watson GW (2002) Invasive species of mealybugs (Hemiptera: Pseudococcidae) and their threat to US agriculture. *Proceedings of the Entomological Society of Washington* 104: 825–836.
- Mogea JP (1978) Pollination in *Salacca edulis*. *Principes* 22: 56–63.
- Molet, Roda TAL, Jackson LD, Salas B (2011) CPHST pest datasheet for *Rhynchophorus palmarum*. USDA-APHIS-PPQ-CPHST. [www.aphis.usda.gov/plant\\_health/plant\\_pest\\_info/palmweevil/downloads/Rhynchophorus\\_palmarum\\_v5.pdf](http://www.aphis.usda.gov/plant_health/plant_pest_info/palmweevil/downloads/Rhynchophorus_palmarum_v5.pdf) Accessed 16 October 2012.
- Nelson PE, Dignani MC, Anaissie EJ (1994) Taxonomy, biology, and clinical aspects of *Fusarium* species. *Clinical Microbiology Reviews* 7 No. 4: 479–504.
- Osborne L (2006) Mealybugs. Institute of Food and Agricultural Sciences Extension, University of Florida. <http://www.mrec.ifas.ufl.edu/Iso/Mealybugs.htm> Accessed 6 July 2006.
- Osborne LS, Durant LO, Jackson M, Fooshee C (2005) Mealybugs: introduction to mealybugs. Insect and related pests of flowers and foliage plants: some important, common, and

potential pests in the southeastern United States.

<http://www.mrec.ifas.ufl.edu/Iso/entomol/ncstate/mealy.htm> Accessed 6 May 2008.

Paull RE (2008) *Salacca zalacca* - salak. In Janick J, Paull RE (eds) *The encyclopaedia of fruit and nuts* 153–156. CAB International, Cambridge, USA and Oxfordshire, UK.

Paull RE, Duarte O (2012) Palms. *Tropical Fruits* 2 edn, 191–222. CABI, Wallingford, UK.

Pinitpaitoon O (2003) *Salacca's* disease in Chantaburi the east of Thailand. The sixth National Plant Protection Conference, November 24-27 2003. pp. 790–816. 105, Khon Kaen, Thailand.

Plant Health Australia (2001) Australian plant pest database, online database. [www.planthealthaustralia.com.au/appd](http://www.planthealthaustralia.com.au/appd) Accessed 2013.

Pong VM, Abidin ZMA, Almaliky BSA, Kadir J, Wong MY (2012) Isolation, fruiting and pathogenicity of *Marasmiellus palmivorus* (Sharples) Desjardin (comb. prov.) in oil palm plantations in West Malaysia. *Pertanika Journal of Tropical Agricultural Science* 35: 1–37.

Poole MC (2010) *An annotated catalogue of insect and allied species associated with Western Australian agriculture and related industries: perennial draft, July 2010*. Department of Agriculture and Food, Government of Western Australia.

Prihatman (2000) *Salak (Salacca edulis)*. Kantor Deputi Menegristek Bidang Pendayagunaan dan Pemasyarakatan Ilmu Pengetahuan dan Teknologi, Thamrin, Jakarta.

Rasmussen C (2008) *Molecular phylogeny of stingless bees: insights into divergence times, biogeography, and nest architecture evolution (Hymenoptera: Apidae: Meliponini)*. PhD thesis in Philosophy thesis, University of Illinois at Urbana-Champaign Graduate College, Urbana, Illinois.

Retnowati A (2012) *Taxonomic study of the genus Marasmiellus Murrill in Java and Bali*. PhD Biology Studies thesis, University Indonesia, Depok.

Robertson JS (1962) Dry basal rot, a new disease of oil palms caused by *Ceratocystis paradoxa* (Dade) Moreau. *Transactions of the British Mycological Society* 45: 475–478.

Rohrbach KG, Beardsley JW Jr, German TL, Reimer NJ, Sanford WG (1988) Mealybug wilt, mealybugs and ants on pineapple. *Plant Disease* 72: 558–565.

Sari OK (2008) *Studi budidaya dan penanganan pasca panen Salak pondoh (Salacca zalacca Gaertner Voss.) di wilayah kabupaten Sleman*. Bachelor of Agriculture thesis, Bogor Agriculture University, Indonesia (in Indonesian).

- Schuiling DL, Mogeja JP (1991) *Salacca zalacca* (Gaertner) Voss. In Verheij EWM, Coronel RE (eds) *Plant resources of South East Asia No 2: Edible fruits and nuts* 281–284. Pudoc, Wageningen.
- Semangun H (2000) *Penyakit-penyakit tanaman perkebunan di Indonesia*. Gadjah Mada University Press, Yogyakarta.
- Sharples A (1936) *Diseases and pests of rubber trees*. Macmillan and Co., Limited, St Martin's street, London.
- Shivas RG, Suyoko S, Raga N, Hyde KD (1996) Some disease-associated microorganisms on plants in Irian Jaya, Indonesia. *Australasian Plant Pathology* 25: 36–49.
- Simmonds JH (1966) *Host index of plant diseases in Queensland*. Department of Primary Industries, Brisbane.
- Staines CL (2011) Tribe Callispini Chapuis 1875. Catalog of the hispines of the World (Coleoptera: Chrysomelidae: Cassidinae). [http://entomology.si.edu/Collections\\_Coleoptera-Hispines.html](http://entomology.si.edu/Collections_Coleoptera-Hispines.html) Accessed 5 December 2012.
- Steiner H (2001) *Rattan und Insekten - eine vergleichende Studie der Herbivorenfauna von Calamus manan und anderen Palmenarten auf der Halbinsel Malaysia*. PhD thesis, Johann Wolfgang Goethe Universität, Frankfurt am Main.
- Suharyanto (2009) Pengenalan gejala serangan hama pada tanaman buah buahan. Dunia pertanian. <http://lestaritani.blogspot.com.au/2009/03/pengenalan-gejala-serangan-hama-pada.html> Accessed 24 August 2012.
- Sukewijaya IM, Rai IN, Mahendra MS (2009) Development of Salak bali as an organic fruit. *Asian Journal of food and Agro-Industry* Special Issue: S37–S43.
- Supapvanich S, Megia R, Ding P (2011) Salak (*Salacca zalacca* (Gaertner) Voss). In Yahia EM (ed) *Postharvest biology and technology of tropical and subtropical fruits* 4 edn, 335–349. Woodhead Publishing Limited, Cambridge, UK.
- Suwandi, Akino S, Komdo N (2012) Common spear rot of oil palm in Indonesia. *Plant Disease* 96: 537–543.
- Tarmann GM eds (2004) *Zygaenid moths of Australia: a revision of the Australian Zygaenidae (Procridinae: Artonini)*. CSIRO Publishing, Collingwood, Victoria.
- Tey CC, Chan E (1978) Diseases of coconut palms in Peninsular Malaysia. *Proceedings of the International Conference on Cocoa and Coconuts 21-24 June* 692–702. Kuala Lumpur, Malaysia.

Tjahjadi (1989) *Bertanam Salak*. Kanisius, Yogyakarta.

Turner PD (1965) *Marasmius* infection of oil palms in Malaya—a review. *The Planter* 41: 387–393.

Turner PD (1981) *Oil palm diseases and disorders*. Oxford University Press, Kuala Lumpur.

Wardani S, Sugiyarto (2009) Characterization of white grubs (Melolonthidae: Coleoptera) at salak pondoh agroecosystem in Mount Merapi based on isozymic banding patterns. *Nusantara Bioscience* 1: 38–42.

Watson GW (2005) Diaspididae: *Ischnaspis longirostris*. Arthropods of Economic Importance.

<http://wbd.etbioinformatics.nl/bis/diaspididae.php?menuentry=soorten&id=129> Accessed 30 September 2011.

Weatherbase (2013) Yogyakarta, Indonesia weather.

<http://www.weatherbase.com/weather/weather.php3?s=35869&cityname=Yogyakarta-Indonesia> Accessed 29 August 2013.

Williams DJ (2004) *Mealybugs of Southern Asia*. Natural History Museum and Southdene, Kuala Lumpur.

WTO (1995) Agreement on the application of sanitary and phytosanitary measures. World Trade Organization, Geneva.

Yamada I (1997) *Tropical rain forests of Southeast Asia: a forest ecologist's view*. University of Hawaii Press, Honolulu.

Yogyakarta Department of Agriculture (2012) *Daftar organisme pengganggu tumbuhan (OPT): tanaman Salak pondoh*. Yogyakarta Department of Agriculture, Yogyakarta, Indonesia.