



REFERENCE

Plant exports guide—inspection techniques for lumber products

In this document

This document contains the following topics:

Purpose of this document.....	2
Before you start	2
Inspecting lumber products	2
Related material.....	5
Contact information.....	5
Document information	5
Version history	5

Purpose of this document

This document has been written for authorised officers (AOs) as a reference guide on techniques to use when inspecting lumber products for export.

Before you start

Before starting their inspection, the AO ensures that they:

- check the importing country requirements to determine the requirements for the inspection
- have the correct inspection equipment
- have access to PEMS
- wear appropriate personal protective equipment
- have the current relevant instructional and reference material.




Inspecting lumber products

The following table illustrates and describes methods of taking samples of lumber products for inspection.

What does this look like	Description
	The entire consignment, including the exposed sides and ends of the lumber, is visually inspected by walking around, looking for pests or signs of pests and diseases.

What does this look like	Description
	<p>The area between the partitions is inspected.</p>
	<p>The surfaces and ends of all samples are inspected for pests, signs of pests, diseases and contaminants. Suitable equipment, such as torches should be used to probe and inspect crevices.</p>
	<p>Any signs of pests or contaminants are further examined.</p>

This is a CONTROLLED document. Any documents appearing in paper form are not controlled and should be checked against the IML version prior to use.

What does this look like	Description
	<p>Where samples are wrapped in plastic, the exporter is asked to remove the plastic to inspect the timber surfaces.</p>
	<p>If required, the exporter is asked to split the sample from the consignment before inspecting.</p>
	<p>The unwrapped sample is inspected for pests, signs of pests, diseases and contaminants.</p>

This is a CONTROLLED document. Any documents appearing in paper form are not controlled and should be checked against the IML version prior to use.

Related material

- *Export Control Act 2020*
- Export Control (Plants and Plant Products) Rules 2021
- [Manual of Importing Country Requirement \(Micor – Plants\)](#)
- [Plant exports operations manual \(PEOM\)](#)
 - Guideline: *Inspection of forest products for export*
 - Work Instruction: *Inspecting forest products for export*
 - Reference: *Plant exports guide – equipment*
 - Reference: *Plant exports guide – specimen collection*

Contact information

- Authorised Officer Hotline: 1800 851 305
- Authorised Officer Program: PlantExportTraining@awe.gov.au
- Grain and Seed Exports Program Hotline: 02 6272 3229
- Grain and Seed Exports Program: Grain.Export@awe.gov.au

Document information

The following table contains administrative metadata.

Instructional Material Library document ID	Instructional material owner
IMLS-9-8012	Director, Grain and Seed Exports

Version history

The following table details the published date and amendment details for this document.

Version	Date	Amendment details
1	16/11/2021	First publication of this reference.