

# Australian forest and wood products statistics, Trade to 2023-24 & Production to 2022-23

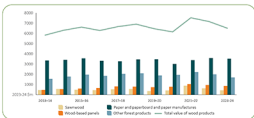


Note: Native log harvest includes native log exports only. Values are rounded to the nearest million (\$m) or 1000 m3.

Note: Values are rounded to the nearest million (\$m) or 1000 m3.

Note: Values are rounded to the nearest million (\$m) or 1000 m3.

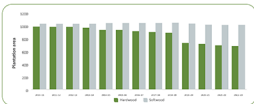
Imports declined across all major forest and wood products




Export value falls due to decline in woodchip exports



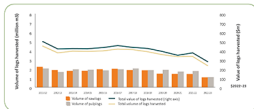
Stable softwood plantation area with slowing decline in hardwood plantation area



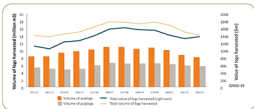
Annual softwood plantation establishment doubled



Native hardwood production dropped ahead of native logging changes



Softwood plantation production value affected by rising unit costs and falling demand



Plantation hardwood production supported by international demand for woodchips

